



ETANCO[®]



PRODUCTS CATALOG

Fastening System

www.etanco.pl

SALES OFFICES



FRANCE

- Head office Etanco
- Etanco France
- R-FIX - Reunion island



ITALY

- Friulsider SpA - Italy



POLAND

- Etanco PL



BELGIUM

- Etanco Benelux



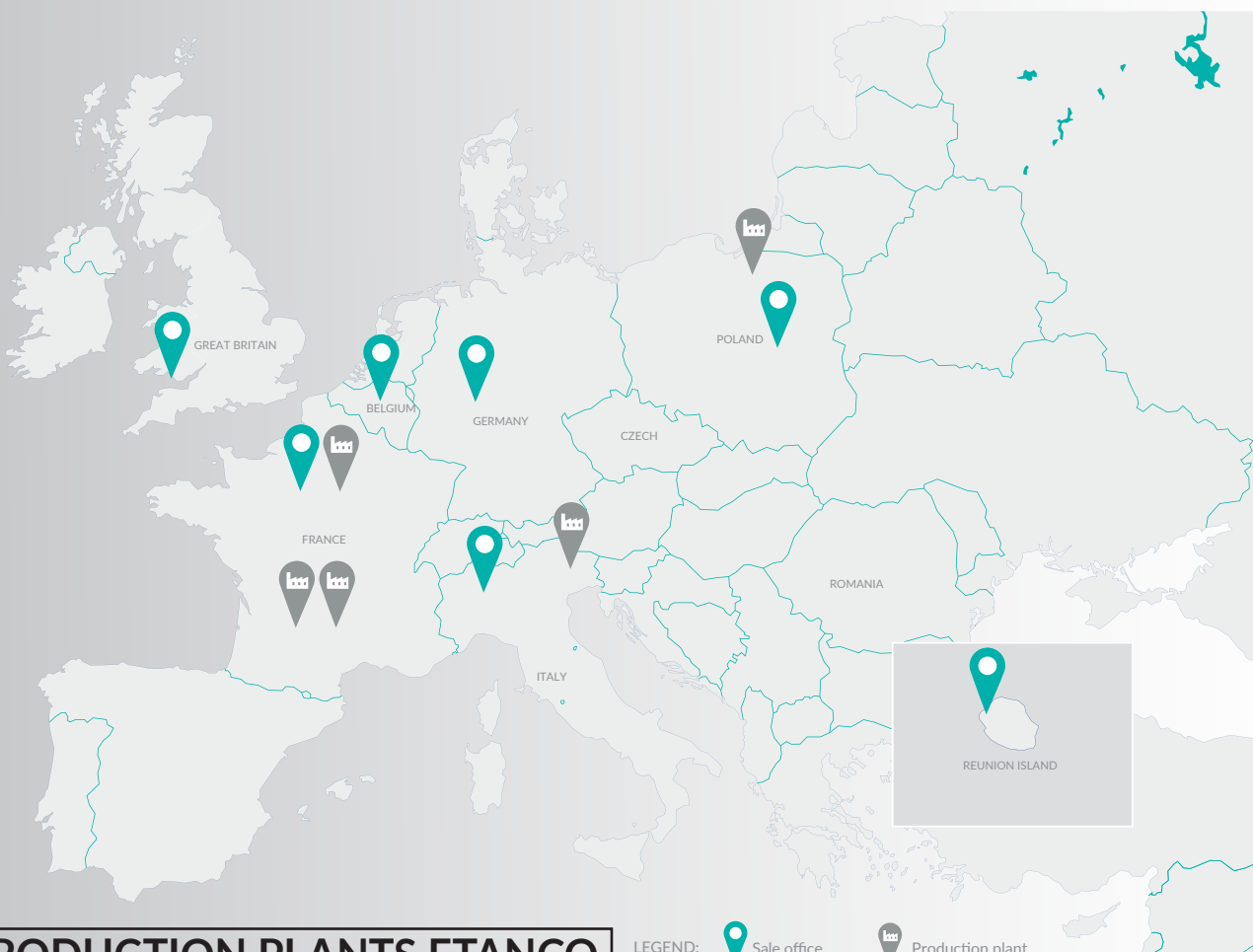
GREAT BRITAIN

- Friulsider UK



GERMANY

- Etanco GmbH



PRODUCTION PLANTS ETANCO



FRANCE

Aubergenville (ETANCO & LRMI)

- Plastic moulding
- Screws production
- Zamac injection technology
- Light ventilated facade

Magnac-Bourg (Plastiform's)

- Polymer foams working

St Germain-les-Belles (LRD)

- Co-extrusion
- Stamping



ITALY

San Giovanni al Natisone (Friulsider)

- Anchor production
- Plastic moulding
- Screws production



POLAND

Orneta (Etanco Poland)

- Screws production
- Plastic moulding



ETANCO IN POLAND



ORNETA
Production plant
Customer service office

WARSZAWA
Sales, Marketing,
Product development

ul. Olsztyńska 30
11-130 Orneta

+48 55 242 29 26
info@etanco.pl

Office Park
ul. Karczunkowska 42
02-871 Warszawa

+48 22 506 52 02
info@etanco.pl



ETANCO Poland – Production plant in Orneta has been the manufacturer of fasteners since 1997. ETANCO customers are supported by a strong and well-coordinated teams of salesforces, customer service department and technical office at every phase of the investment. The management is located in Orneta and in Warsaw.

Product development department is constantly working on new innovative products and continuously improvement of the existing products range. Researches, analyzes, surveys, meetings – all activities focused on meeting the needs of ETANCO customers. During product development process, the company uses own experience gained on the basis of many years of activities on the market as well as the experience of European partners present in the group.

Thanks to Poland's joining the ETANCO group, new markets and new opportunities are discovered. Elements of the substructure of ventilated facades, safety systems for people working at height are new product lines available soon. Considerable attention is paid to the development of the range of professional anchor products from sister brand FRIULSIDER, which are successively implemented on the Polish market under the ETANCO brand.



ETANCO is distinguished by professional service provided by **Technical office**. A competent and experienced team of engineers supports the client at every stage of the investment. Starting from consultation at the tender stage, through calculations and quantitative product specification, ending with installation instructions and trainings.



Technical support of regional sales forces in the field ensure quick and individual contact at each jobsite location.



Customer Service Department located directly at the manufacturing plant in Ornetá is responsible for execution of orders and providing current information about products and logistic.

Technical support of regional sales forces in combination with stationary handling of orders are the basis for effective production planning which is reflected in optimal logistics and fast orders execution.

Innovation and creativity

Research and development department is constantly working on providing new innovative solutions.

Customer satisfaction

Our client, whoever it is, mobilizes all necessary departments and engage all expert knowledge for realization of project, regardless of its size and potential. Customer satisfaction is our daily priority.



PRODUCTION PROCESSES

Key competitive advantage of ETANCO fasteners is their quality. It is the derivative of several decades of experience in production of building fasteners and continuous improvement of production process carried out in all plants of the Etanco group, including Poland.

The highest possible quality standards at all stages of production guarantee a reliable fastening. When you look at the final product, you don't even suspect how complex processes it has undergone to be able to retain its usable properties for many years.



Galvanization

Galvanizing is performed based on technology of low-acid and alkaline, on automatic lines which allows achieving repeatability of the process, the highest quality parameters and high production efficiency.

Annealing of screws

All galvanized products undergo annealing process. Annealing process releases hydrogen from the material the screws have been produced from, thereby eliminating the corrosive phenomenon called "hydrogen embrittlement".



ASSEMBLING OF WASHERS

Washers are assembled automatically on screws before powder coating process.

Powder coating

Powder coating provides not only durable, UV resistant color, but also additional protection against corrosion. Modern technology of Powder coat painting ensures durability of the coat during installation and long service life.



Packing

Large series of products are packed automatically. ETANCO can produce 5.5 million units of packaging supplies per year. Manual packaging provides the flexibility, which enables production of short product series.

Plastic moulding

Modern injection molding machines are used for the production of polypropylene telescopic sleeves, polyamide telescopic sleeves and expansion plugs. In total, it is already working at the plant in Ornetá 5 modern injection molding machines with servo drive.



Farmer Screws

Farmer screws are intended for fixing metal profiled sheets to a timber structure or for overlapping. The screws have a reduced drilling point or a sharp point and wood thread.

page
36



page
41

Self-drilling and self-tapping screws for sheets

Self-drilling, self-tapping screws are intended for fixing profiled steel sheets to steel or concrete structures and for overlapping sheets. They have a drilling point from 3 to 25 mm and a thread for steel or a sharp end with a special thread for concrete.

Self-drilling and self-tapping screws for fixing sandwich panels with accessories

Double-thread screws are intended for fastening sandwich panels for steel or concrete structures. They have a drilling point from 6 to 25 mm and a thread for steel or a sharp end with a special thread for concrete. Accessories - saddle washers, longitudinal washers, caps, seals, etc.

page
70



page
106

Fastening of flat roof hydro and thermal insulations

Plastic telescopic sleeves with self-drilling or self-tapping screws for steel, wood or concrete. The screws are covered with a special gRey.coat that ensures corrosion resistance of 15 Kesternich cycles (according to EAD).



Injection resins for anchoring in concrete and masonry as well as for post-installed rebars

Modern polyester, vinylester, hybrid and epoxy resins intended for anchoring threaded rods and rebars in concrete or masonry.

Accessories - threaded rods, mesh sleeves, mixers, dispensers, etc.



page 146



page 151

FM753

Wedge anchors for installation in cracked and non-cracked concrete

Universal wedge expansion anchors for use in cracked and non-cracked concrete (option 1 or option 7 according to EAD) Galvanized or Stainless steel A4.

Plastic anchors for all substrate categories

Frame anchors for use in all substrate categories (A B C and D according to EAD). High parameters in strong solid base materials, segment expansion in weak and hole substrates. Plastic plugs made of the highest quality polyamide.

A special screw is available galvanized or made of A4 stainless steel.

page 157



page 154

CLR



FM X5

X3

Concrete screws for cracked and non-cracked concrete.

Concrete screws for structural applications, light and medium fixings, galvanized or A4 stainless steel bimetal. Three anchoring depth.

CORROSION AND PROTECTIVE COATINGS

Building fasteners are often responsible for the safety of the structure, therefore they must be made of the highest quality materials to ensure the required load resistance and durability parameters. The fastening, like all building elements, is constantly influenced by weather conditions. Connectors have relatively small dimensions, therefore they are primarily damaged by corrosion. The destruction of fasteners may even result in the loss of stability of the structure, therefore their durability is extremely important.

ETANCO fasteners are delivered with various anti-corrosion protections, corresponding to the corrosivity class of the environment and the planned durability period. In addition to traditional zinc coatings, or A2 or A4 stainless steel, the screws are also delivered with the innovative gRey coating. The fasteners covered with the gRey.coat show increased resistance to salt, water, chemical compounds, high temperature as well as contact galvanic corrosion.

The Powder.coat, paint coating on the screw heads provides additional protection against corrosion. The possibility of using the RAL palette allows for perfect adaptation to the painted elements.



In the quality control department, each production batch is checked for corrosion resistance through special tests in a salt chamber or Kesternich chamber, depending on technical requirements.



CORROSION AND PROTECTIVE COATINGS

Correct selection of fasteners for the corrosive environment in which they are to be used is a key parameter influencing the safety of the structure. There are many types of corrosion. Fasteners for fastening elements of lightweight wall and roof cladding are particularly exposed to its two types: atmospheric and galvanic corrosion.

The selection of fasteners for the corrosive environment due to the aggressiveness of the atmosphere can be made on the basis of the EN-ISO 12944-2 standard. The description of individual corrosive environments is presented in Table 1.

When selecting fasteners should also be aware of galvanic corrosion. Galvanic corrosion occurs when there are at least two different metals in a corrosive environment that are in electrical contact. Then a galvanic cell is created in which one of the metals is the anode, the other is the

cathode. The corrosion failure of a joint depends on several factors:

- positions of both metals in the voltage series (potential difference),
- surfaces of metal parts, contacting,
- the presence of a corrosive solution (e.g. sea water).

In the process of selecting fasteners, one should aim for a situation in which there are small cathode regions and large anode regions. This is the so-called cathodic protection. In practice, this means that the fasteners should always be made of a more noble material than the fixed elements of the structure. Table 2 presents unfavorable or neutral pairs, together with a commentary.

Table no. 1 Corrosivity categories according to EN-ISO-12944.2

Corrosivity category	Coating thickness weight loss (after 1 year of exposure)				Examples of typical environments in a temperate climate	
	Carbon steel		Zinc coating		outdoors	indoors
	g/m ²	µm	g/m ²	µm		
C1 Very low	< 10	< 1,3	< 0,7	< 0,1	Not present.	Heated building with a clean atmosphere, e.g. offices, shops, schools, hotels.
C2 Low	10 ÷ 200	1,3 ÷ 25	0,7 ÷ 5	0,4 ÷ 0,7	Atmosphere of small amount of impurities, mostly in rural areas	Unheated buildings where condensation may occur, such as warehouses, sport halls.
C3 Average	200 ÷ 400	25 ÷ 50	5 ÷ 15	0,7 ÷ 2,1	Urban and industrial atmosphere with an average amount of pollution With sulphur and carbon dioxide. Coastal areas with low salinity.	Production halls of high humidity level and low contamination of air, e.g. food, Production companies, breweries, laundries, dairy milk plants.
C4 High	400 ÷ 650	50 ÷ 80	15 ÷ 30	2,1 ÷ 4,2	Industrial and waterfront areas with medium salinity.	Chemical plants, swimming pools, shipyards and ports.
C5-I (industrial) Very high	650 ÷ 1500	80 ÷ 200	30 ÷ 60	4,2 ÷ 8,4	Industrial areas with high humidity and aggressive atmosphere	Buildings and other facilities with almost uninterrupted condensation and considerable air pollution.
C5-M (sea) Very high	650 ÷ 1500	80 ÷ 200	30 ÷ 60	4,2 ÷ 8,4	Coastal areas and islands of high salinity.	Buildings and other facilities with almost uninterrupted condensation and considerable air pollution.

Table no. 2 Selection of fasteners due to galvanic corrosion

Structure material	Fastener material			
	Austenitic stainless steel	Galvanized steel	gRey.coat / 3DG	Brass
Austenitic stainless steel	AA	X	X	X
Galvanized steel	B	AA	AA	B
Steel and cast iron	B	AA	AA	B
Aluminum	B	X	A	A


- AA No corrosion
- A Possible fastener corrosion, contact in some cases allowed
- B Possible structure material corrosion
- X Possible fastener corrosion, contact not recommended



Triple corrosion protection

Special triple layers gRey.coat protect steel fasteners against harmful environmental phenomena, as: acid rain, salt contamination etc.

gRey.coat layers t:1000h:



Characteristic of gRey.coat t:1000h:

- very high resistance to salt, water, chemicals, weather changes, etc.
- resistance for high temperatures, up to 200°C
- the highest resistance to corrosive gases
- salt chamber test up to 1000 h
- reduced risk of corrosion in contact with other material
- permanently adheres even to elements with complex shapes
- zinc protects steel against red corrosion
- chemical film makes the zinc porous, resulting better adhesion of the outer ceramic coating
- ceramic coating prevents against red corrosion and suppresses white corrosion

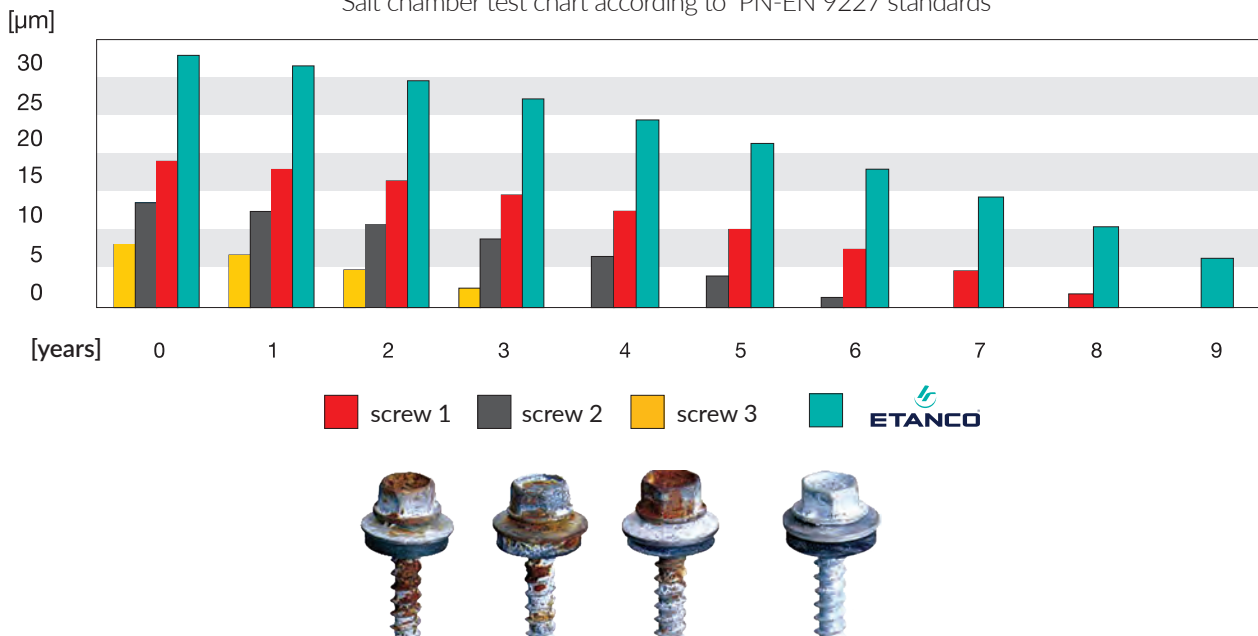
CORROSION AND PROTECTIVE COATINGS



Objective research performed by independent, renowned laboratories confirms the high quality of screws produced by ETANCO. The tested ETANCO fasteners, even after 72 hours in the salt chamber, retain their anti-corrosion properties and do not expose the roofing elements to rust at the fixing point. In the case of other fasteners with lower anti-corrosion protection, the roof might be repaired after a few years. Below a simulation of the corrosion resistance depending on the protective coating is presented. Modern research methods and the ISO 9001 quality system ensure continuous and strict control of the manufactured products and their repeatability.

Anticorrosion coating durability in average aggressive environments, depending on its thickness.

Salt chamber test chart according to PN-EN 9227 standards



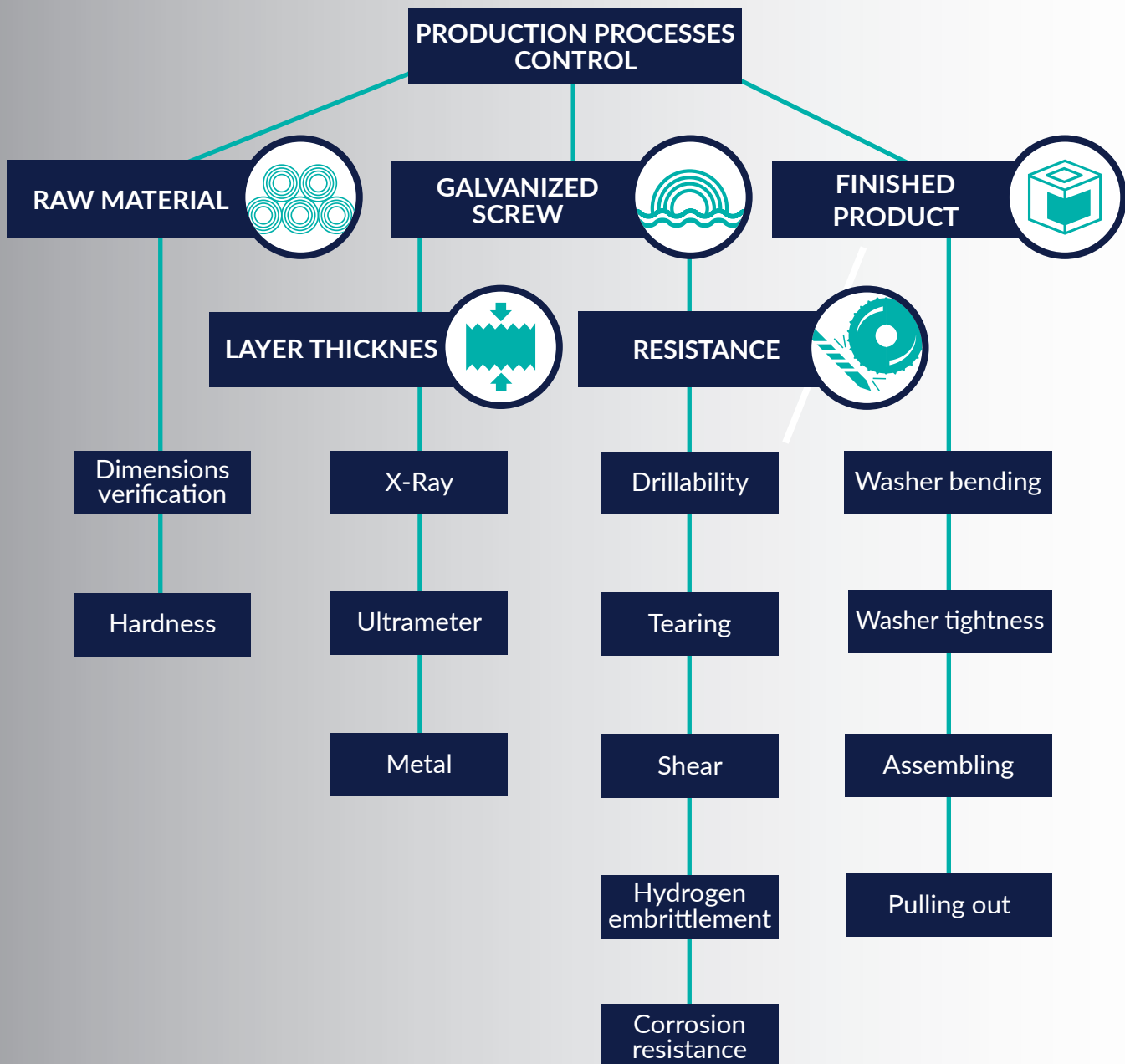
Corrosion resistance chart





Strict quality policy of ETANCO would not be possible without proper laboratory background. Quality control laboratory is equipped with modern, certified control and measurement instrumentation of renowned producers. Quality control department monitors and registers every production stage. This practice guarantees the highest quality of ETANCO products.

Chart of quality control processes



LEGEND


























	Structure material: steel		Product made of aluminum		Maximum thickness of fixing elements.
	Structure material: profiled steel sheet		Product made of copper		Maximum drilling capacity of the screw.
	Structure material: concrete		Made of high-quality nylon (polyamide)		Minimum anchoring depth
	Structure material: masonry		Made of high quality polypropylene		Minimum thickness of the sheet applied to timber substrate
	Structure material: Timber		The product contains UV stabilizers		Maximum drilling capacity for two elements
	Structure material: autoclaved concrete		Product made of two materials, aluminum and stainless steel		Maximum thickness of fixing elements MTmax
	Thermal insulation		Product coated with aluminum-zinc		Maximum drilling capacity of two elements: Sandwich panel to the steel structure
	Structure material: Cold-rolled steel profile		Bimetal screw (drill point with hardened steel on stainless steel bolt)		Thickness range of used sandwich panels
	Structure material: hot rolled steel		The ring-shank of the nail		Maximum drilling capacity for two elements: steel sheet to steel structure
	Cross-socket head type PH		The twisted shank of the nail		Minimum thickness of steel structure
	Hex head		Rolled nail shank		Ribbed cup head, milling
	Head with TORX socket		The square profile (swedish)		Countersunk head, milling
	Head with pozidriv PZ socket		The thickness of the powder painting coat		Cut point prevents wood splitting
	Head height 1mm		The thickness on epoxy paint finish		Milling cuts
	Hex head with TORX socket		Can be paint with epoxy paint		Ribbed shank
	Maximum drilling capacity for overlapping		Can be paint with powder paint		Round shank profile
	Maximum drilling capacity		Powder ammunition in disk		Structure material: aluminum
	Thickness of HDG zinc coating		Nails for powder dynamic actuation		C1 Seismic certificate
	Thickness of galvanized coating		This product requires pre-drilling		C1 and C2 Seismic certificate
	Additional corrosive protection: gRey.coat		This product does not require pre-drilling		Calculation engineering software
	Product made from hardened carbon steel		Torque		Diamond core drilling
	Product made of stainless steel		The recommended screwdriver rpm for screw installation		Cracked concrete
	Special anti-corrosion coating corresponding to at least 15 Kesternich cycles		Minimum thickness of the fixing layers		Post-installed rebar

TABLE OF CONTENT

Page Index Name

1. SELF-DRILLING AND SELF-TAPPING SCREWS

FARMER SCREW

36		Farmer screws with aluminum washer
36		Farmer screws with aluminum washer
37	GT F2 Z14	Farmer screws with steel washer
37	GTZ F2 S14	Stainless farmer screws with stainless washer
38	GTX FO2 S14	Bimetal stainless farmer screws with stainless washer
38	GTX F2 S14	Bimetal stainless farmer screws with stainless washer
39	GT FS Z14	Farmer screws with steel washer without a drill point
39	GT F HD Z16	Farmer screws with steel washer
40	GT F2 P	Farmer screws without washer for roofing panels
40	GTF P	Farmer screws panhead with aluminum washer
41	GTF 02 P	Farmer screws panhead with aluminum washer

SELF-TAPPING SCREW

41	GT A Z16	Self-tapping screws type A with steel washer
42	GT B Z16	Self-tapping screws type B with steel washer

MONTAGE SCREW

42	GM-S	Universal drilling montage screws
43	GMR-S	Universal drilling montage screws
43	GMZ-S	Universal stainless drilling montage screws
44	GM-B	Self-drilling montage screws
44	GMR-B	Self-drilling montage screws

SELF-DRILLING SCREW

45	GT O2	Screws without washer for overlapping
45	GT O2 Z14	Screws with washer for overlapping
46	GTR O2	Screws without washer for overlapping
46	GTR O2 A14	Screw with washer for overlapping
47	GTZ FO2	Stainless farmer screws with stainless washer
47	GT O3 FH	Self-drilling screws with flange head for overlapping
48	GT 3	Screws without washer for fixing steel sheets
48	GT 3 Z14	Screw with washer for fixing steel sheets
49	GT 3 PH	Screws without washer for fixing steel sheets
49	GT 3 PH Z14	Screw with washer for fixing steel sheets
50	GT 3 HD	Screws without washer for fixing steel sheets
50	GT 3 HD Z14	Screw with washer for fixing steel sheets
51	GTR 3	Screws without washer for fixing steel sheets
51	GTR 3 A14	Screw with washer for fixing steel sheets
52	GTS-STAR	Self-drilling screws for fixing steel profiles
52	GTX 3	Bimetal stainless steel screws without washer for fixing the steel sheet
53	GTX 3 S14	Bimetal stainless steel screws with washer for fixing the steel sheet
53	GT 5 FH	Screws with flange head for fixing steel sheets
54	GT 5	Screws without washer for fixing steel sheets
55	GT 5 Z14/Z16	Screw with washer for fixing steel sheets
56	GT 5 PH	Screws without washer for fixing steel sheets
56	GT 5 PH Z14	Screw with washer for fixing steel sheets

TABLE OF CONTENT

Page	Index	Name
57	GTR 5	Screws without washer for fixing steel sheets
57	GTR 5 A14/A16	Screw with washer for fixing steel sheets
58	GTX 5	Bimetal stainless steel screws without washer for fixing the steel sheet
58	GTX 5 S14	Bimetal stainless steel screws with washer for fixing the steel sheet
59	GT 6	Screws without washer for fixing steel sheets
59	GT 6 Z16	Screw with washer for fixing steel sheets
60	GT 8	Screws without washer for fixing steel sheets
60	GT 8 Z14/Z16	Screw with washer for fixing steel sheets
61	GTR 8	Screws without washer for fixing steel sheets
61	GTR 8 A14/A16	Screw with washer for fixing steel sheets
62	GT 12 FH	Screws with flange head for fixing steel sheets
62	GT 12	Screws without washer for fixing steel sheets
63	GT 12 Z14/Z16	Screw with washer for fixing steel sheets
63	GTR 12	Screws without washer for fixing steel sheets
64	GTR 12 A14/A16	Screw with washer for fixing steel sheets
64	GTX 12 S14	Bimetal stainless steel screws with washer for fixing the steel sheet
65	GTX 12	Bimetal, self-drilling stainless steel screws without washer for fixing steel sheets
65	GTR 16	Screws without washer for fixing steel sheets
66	GTR 16 A16	Screw with washer for fixing steel sheets
66	GTR 25	Screws without washer for fixing steel sheets
67	GTR 25 A16	Screw with washer for fixing steel sheets
67	GTX 3 AL	Bimetal stainless steel screws for aluminum structures
68	GTX 3 AL S14	Bimetal stainless screws with stainless washer for aluminum structures
68	GTZ 5 AGF S16	Self-drilling screws for glazing fixing in facade systems

SELF-TAPPING SCREWS FOR CONCRETE AND TIMBER

69	GTR W FH	Self-drilling screws with flange head for fixing steel sheets in concrete or timber
69	GTR W	Self-drilling screws without washer for fixing steel sheets in concrete or timber
70	GTR W A16	Self-drilling screws with washer for fixing steel sheets in concrete or timber

SELF-DRILLING SCREWS FOR SANDWICH PANELS

70	GT 6 SP Z19	Screw with washer for sandwich panel fixing
71	GTR 6 SP A19	Screw with washer for sandwich panel fixing
72	GT X 6 SP S19 S29	Bimetal stainless screws with washer for sandwich panel fixing
73	GT 12 SP Z19	Screw with washer for sandwich panel fixing
74	GTR 12 SP A19	Screw with washer for sandwich panel fixing
75	GT X 12 SP S19 S29	Bimetal stainless screws with washer for sandwich panel fixing
76	GTR 16 SP A19	Screw with washer for sandwich panel fixing
77	GTR 25 SP A19	Screw with washer for sandwich panel fixing
78	GTR W SP A19	Screw with washer for sandwich panel fixing
79	DRILLNOX	Bimetal stainless screws with washer for sandwich panel fixing

ACCESSORIES

80	SADDLE WASHER	Special aluminum washer for sandwich panel fixing
80	GSPW/GSPW A2	System washer for sandwich panels
81	ULTRA	Expansion sleeves
81	POINCO	Protective cap for the drilling point
81	COLOR HEAD CAPS	Masking caps for plugging on the heads of the screws
82	SPRAY PRIMERS	Acrylic paints in a container of 400 ml spray
82	STICK PRIMERS	Acrylic paints in a container of 20 ml with brush

TABLE OF CONTENT

Site	Index	Name
83	GUM SEALING FALNGES	Collar with a square base, of various sizes
83	UNIVERSAL GASKETS	Self-adhesive wedge gasket
84	FOR ROOFTILE SHEETS	Profiled roof tile sheet gaskets
84	SEALING TAPE PES	Self-adhesive PE foam tape
85	HEX SOCKETS	Screwdrivers bits
86	DRILL BITS	Drill bits for drilling in concrete
87	OPEN-END RIVETS AL/FE	Open-end aluminum rivets with carbon steel shank
88	SEALED-END RIVETS AL/FE	Sealed-end aluminum rivets with carbon steel shank
89	OPEN-END RIVETS AL/INOX	Aluminum open-end rivets with stainless steel shank
89	SEALED-END RIVETS AL/INOX	Aluminum sealed-end rivets with austenitic steel shank

2. FASTENING OF FLAT ROOF INSULATIONS

PLASTIC SLEEVE

106	G1	Plastic sleeves
106	G2	Plastic sleeves

SCREWS

107	GTS-S	Screws for fastening insulation to steel sheets without drill
108	GTS-B	Screws for fastening insulation to steel sheets with drill
109	GTHD	Screws for fastening insulation to concrete
109	U-ZK	Expansion plug for concrete

STEEL WASHERS

110	DVP	Recessed, round flat roof washer
110	DVP	Recessed, round flat roof washer
111	DVP	Round flat roof washer
111	DVP	Oval flat roof washer

ACCESSORIES

112	PH2	Screwdriver bits
112	TX25	Screwdriver bits
113	CONCRETE DRILL BITS	Concrete drill bits
113	CONE DRILL BITS	Concrete cone drill bits
114	ADAPTER FOR DRILL BITS	Adapter for concrete cone drill bits
114	ADAPTER FOR BITS	Adapter for screwdriver bits

TABLE OF CONTENT

Site	Index	Name
3. ANCHORS AND SPECIAL FASTENERS		
CHEMICAL ANCHORS		
146	KEM P	Polyester resin for concrete and masonry
146	KEM V	Vinylester resin for non-cracked concrete, masonry and rebar
147	KEM H	Hybrid resin for cracked concrete and rebar
147	KEM EP	Epoxy resin for cracked concrete and rebar
ANCHOR ACCESSORIES		
148	METAL MESH SLEEVE	Steel meter mesh sleeve
148	PLASTIC MESH SLEEVE	Nylon mesh sleeve
149	CLEANING PUMP	Blow-out pump
149	CLEANING BRUSH	Brush for mechanical cleaning of anchor holes
150	DISPENSERS	Dispensers for chemical anchors
150	MIXERS	Mixers for the application of chemical anchors
WEDGE ANCHORS		
151	FM-753 EVO	The anchor made of galvanized carbon steel
152	FM-753	The anchor made of galvanized carbon steel
153	FM-753 CRACK INOX A4	The anchor with a seismic certificate made of A4 stainless steel
SCREW ANCHORS		
154	CLR	Galvanized screw anchor for structural fixings
155	CLR INOX A4	Screw anchor for structural fixings made of stainless steel A4
156	CLR6 H/P/I	Galvanized screw anchor for medium light fixings
FRAME PLASTIC ANCHORS		
157	FM-X5 K	Multi expansion anchor without rim with hexagonal washer head screw, made of galvanized carbon steel
158	FM-X5 C	Multi expansion anchor without rim with countersunk head screw, made of galvanized carbon steel
159	X3 C	High performance frame anchor without rim, with countersunk head screw, made of galvanized carbon steel
160	FM-X5 H	Multi expansion anchor with rim with hexagonal washer head screw, made of galvanized carbon steel
161	X3 H A4	High performance frame anchor with rim, with hexagonal washer head screw, made of stainless steel A4
162	X3 H	High performance frame anchor with rim, with hexagonal washer head screw, made of galvanized carbon steel
UNIVERSAL NYLON PLUG		
163	X1 EVO	Universal nylon plug X1 evo 4 segments with flange
164	X1 EVO L	Universal nylon plug X1 evo 4 segments with flange long
ACCESSORIES		
165	TORX BITS	Inserts for screws drivers (bits)

TABLE OF CONTENT

Site	Index	Name
------	-------	------

4. CONSTRUCTION FIXINGS - NAILS

CONSTRUCTION NAILS

170	Low-carbon steel nails with specially profiled square shank
170	Round, low-carbon steel nails
171	Steel twisted nails with increased pull-out resistance and wide flat head
171	Steel twisted nails with increased pull-out resistance and wide flat head
172	Round, plain, steel nails with a wide, flat head

ROOFING NAILS

173	Nails of hardened carbon steel with pre-assembled plastic washer
173	Hot dip galvanized, ring-shank nails with a flat head
174	Steel ring-shank nails with a wide head and EPDM washer

HARDENED NAILS

175	Hardened carbon steel nails, with a round shank and reduced conical head
175	Hardened carbon steel nails, with flat head, galvanized
176	Hardened carbon steel nails, with a ribbed shank and conical head
176	Hardened carbon steel nails, with a ribbed shank and very wide washer head

HOW TO READ THE LABELS?

Article number in the ETANCO designation system

Approvals and certificates

Descriptive product name

Description of fastener features

Approximate product image


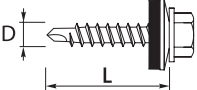
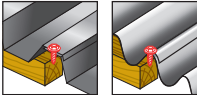
Description of the application of product

GTX FO2 S14









BIMETAL STAINLESS FARMER EPDM SCREW

Drilling, self-tapping screws made of austenitic steel, with reduced drilling point, wood thread and hex washer head, provided with a stainless washer with vulcanized.

Designed for OVERLAPPING of thin profiled steel sheets. In aggressive environments.

Index	Screw			MTmax	Drilling capacity	Washer		Packaging
	D	L	Sw			Mat.	Size	
	[mm]	[mm]	[mm]			-	[mm]	
P170200PL	4.8	20	8	7	2x1.00	S	14	250/6/1500

Pictures for potential applications of fasteners

Icon characterizing the key features parameters of the fasteners (see the key)

Number of pieces in an individual package/ number of individual package in carton/ total number of carton

Simplified technical drawing with basic dimensions

Index	Screw			MTmax	Drilling capacity	Washer		Packaging
	D	L	Sw			Mat.	Size	
	[mm]	[mm]	[mm]			-	[mm]	
P170200PL	4.8	20	8	7	2x1.00	S	14	250/6/1500

Article number in ETANCO designation system

Basic dimensions of the product in millimeters

Washer material, size

Maximum thickness of the fastened material

Maximum drilling capacity



FASTENING SYSTEMS FOR ROOFS AND CLADDING






SELF-DRILLING AND SELF-TAPPING SCREWS

- **FARMER SCREWS**
- **SELF-TAPPING SCREWS**
- **MONTAGE SCREWS**
- **SELF-DRILLING SCREWS**
- **SELF-TAPPING SCREWS FOR CONCRETE AND TIMBER**
- **SELF-DRILLING SCREWS FOR SANDWICH PANELS**
- **ACCESSORIES**


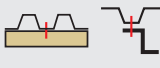


SELECTION OF FASTENERS¹



ROOF PROFILED SHEETS FIXING

Application type	Example of fixing	Minimum thickness of the fixed steel sheets	Maximum thickness of the fixed steel sheets	Environment corrosion class*		
		T min	T max	C3**	C4	C5 I/M
overlapping		2 x 0,5 mm	2 x 1,0 mm	LR GTF 02 P GT O2	-	GTX FO2
		2 x 0,5 mm	2 x 0,63 mm	-	GTZ FO2	-
fixing of steel on timber structure		1 x 0,5 mm	2 x 1,0 mm	LR GTF HD GTF P	-	GTX F2
		hef min. 20 mm				
		1 x 0,5 mm	2 x 0,75 mm	GT FS	-	-
fixing of aluminum roof profiled sheets on timber structure		1 x 0,5 mm	2 x 1,0 mm	-	GTZ F2	-
		hef min. 20 mm				

OVERLAPPING OF STEEL SHEETS AND FIXING TO STEEL OR TIMBER STRUCTURE

Application type	Example of fixing	Minimum thickness of the fixed steel sheets	Maximum thickness of the fixed steel sheets	Environment corrosion class*		
		T min	T max	C3**	C4	C5 I/M
overlapping		2 x 0,50 mm	2 x 1,00 mm	GT O2	GTR O2	GTX FO2
		2 x 0,75 mm	2 x 1,25 mm	GT O3 FH	-	-
fixing of steel sheets to steel thin-wall or timber structure		2 x 0,63 mm	2 x 1,50 mm	GT A	-	-
		hef min. 30 mm				





FIXING OF PROFILED STEEL SHEET TO STEEL STRUCTURE

Application type	Example of fixing	Minimum structure thickness	Maximum structure thickness	Environment corrosion class *		
		T min	T max	C3**	C4	C5 I/M
fixing steel sheets to steel thin-wall structure		1,00 mm	3,00 mm	-	GTS-STAR	-
		1,00 mm	3,00 mm	GT 3 GT 3 HD	GTR 3	GTX 3
		1,50 mm	5,00 mm	GT 5	GTR 5	-
		1,50 mm	5,00 mm	GT 5 FH	-	GTX 5
		2,50 mm	6,00 mm	GT 6	-	-
fixing steel sheets to hot-rolled steel construction		2,00 mm	8,00 mm	GT 8	GTR 8	-
		4,00 mm	12,00 mm	GT 12 GT 12 FH	GTR 12	GTX 12
		5,00 mm	16,00 mm	-	GTR 16	-
		5,00 mm	25,00 mm	-	GTR 25	-
		3,00 mm	limited maximum fastener threading capacity depending on steel grade	GT B	-	-


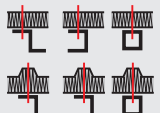


1) the following classification of fasteners to a given corrosivity class of the environment C1, C2, C3, C4, C5 I / M applies to the case where only the heads of the fasteners are exposed to the corrosive environment.

SELECTION OF FASTENERS¹



FIXING THIN STEEL SHEET AND PLASTIC ELEMENTS

Application type	Example of fixing	Minimum thickness of the fixed steel sheets	Maximum thickness of the fixed steel sheets	Environment corrosion class*		
		T min	T max	C2	C3	C4
fastening very thin steel and plastic elements to wooden elements or steel profiles		0,50 mm	0,90 mm	GM-S	-	GMR-S
		0,50 mm	0,90 mm	GM-S	-	GMR-S
fastening thin steel elements or to steel profiles or overlapping		0,50 mm	2,25 mm	GM-B	-	GMR-B
fixing thin aluminum elements to wooden elements		0,50 mm	0,90 mm	-	-	GMZ-S

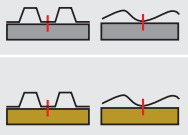
SANDWICH PANEL INSTALLING

Application type	Example of fixing	Minimum structure thickness	Maximum structure thickness	Environment corrosion class *		
		T min	T max	C3**	C4	C5 I/M
fixing of sandwich panels to steel thin-wall structure		1,20 mm	4,00 mm	-	-	DRILLNOX DF 4
		1,00 mm	6,00 mm	GT 6 SP	GTR 6 SP	GTX 6 SP
fixing of sandwich panels to hot rolled steel structure		3,00 mm	12,00 mm	GT 12 SP	GTR 12 SP	GTX 12 SP
		4,00 mm	12,50 mm	-	-	DRILLNOX DF 12,5
			16,00 mm	-	GTR 16 SP	-
		25,00 mm	-	GTR 25 SP	-	
fixing of sandwich panels to concrete		60 mm (hef 30 mm)	-	-	GTR W SP	-
fixing of sandwich panels to timber		30 mm (hef 30 mm)	-	-	GTR W SP	-

STEEL SHEETS INSTALLING ON ALUMINUM

Application type	Example of fixing	Minimum structure thickness	Maximum base thickness	Environment corrosion class *		
		T min	T max	C3	C4	C5 I/M
fixing of aluminum sheets to aluminum		1,00 mm	3,00 mm	-	-	GTX 3 AL
fixing glazing facade systems mullion-transom to the aluminum structure		1,50 mm	5,00 mm	-	GTZ5 AGF	GTZ5 AGF

STEEL SHEETS INSTALLING

Application type	Example of fixing	Minimum thickness of fixed steel sheets	Maximum thickness of the fixed steel sheets	Environment corrosion class *		
		T min	T max	C3	C4	C5 I/M
for fixing steel sheets in concrete*** or timber		0,63 mm	2,0 mm	-	GTR W GTR W FH	-
		0,63 mm	2,0 mm	-	GTR W GTR W FH	-
		hef min. 30 mm				

* fasteners qualified for a higher corrosivity class may be used in lower environmental corrosivity classes

** applies to fasteners protected with a powder.coat polyester paint coating with a minimum thickness of 50 µm. Fasteners without paint coating are intended for use in environments with atmospheric corrosivity categories C1, C2.

*** In concrete structure should be pre-drilled hole with diameter: 5 [mm]



PAINT COAT POWDER.COAT 50MM

- significant additional protection against corrosion allowing the use of fasteners in an environment of corrosive atmosphere C3
- perfect match to the color of the roofing

- UV stabilizers - unchanged color even a dozen years after
- modern technology of Powder.coat painting assures durability of the coating in the process of installation and long service life



STEEL WASHER

- special shape of aluminum washer guarantees proper alignment of sealing material EPDM



ZINC COATING DURA.ZINC

- most basic protection against corrosion
- zinc coating thickness of 20 microns guarantees high quality
- modern galvanizing plant ensures the highest quality of protective coating against corrosion



SELF-DRILLING TIP DRILL.POINT

- special design of self-drilling tip ETANCO Drill.point
- optimal steel sheet drilling in shortest time
- protective layer of zinc coating

does not wear off during sheet drilling

- drillability DC max 2 x 1,0 mm



ETANCO

- European manufacturer of fasteners & systems for the envelope of the buildings.
- characteristic marking of ETANCO products allows their easy identification
- strict production control carried out by the in-house laboratory guarantees high quality products
- each production batch is assigned a unique number, which allows its precise identification
- all products have valid reference documents developed in collaboration with renowned research institutes



EPDM WASHER

- made of the best sealing material
- does not lose elasticity in time, very long period of ageing
- resistant to changing weather conditions and UV radiation
- self-vulcanizes on the sheet after installation, forming a tight connection
- retains its properties under the influence of temperature in the range of -50°C to +100°C

FARMER SCREWS PAN HEAD



PAINT COAT POWDER.COAT 50µm

- significant additional protection against corrosion allowing the use of fasteners in an environment of corrosive atmosphere C3
- perfect match to the color of the roofing

- UV stabilizers - unchanged color even a dozen years after
- modern technology of Powder.coat painting assures durability of the coating in the process of installation and long service life



HEAD SHAPE

- modern shape of the head with TX-20 socket gives aesthetic look to the connection
- It adapts perfectly to the surface of a fixture
- design of the underside of the head is closely fitted to shape of the profiled washer



ZINC COATING DURA.ZINC

- key basic protection against corrosion
- zinc coating thickness of 20 microns guarantees high quality
- modern galvanizing plant ensures the highest quality of protective coating against




SELF-DRILLING TIP DRILL.POINT

- specially designed self-drilling tip ETANCO Drill.point
- optimum plate drilling in a short time
- protective layer of zinc coating does not peel during sheet drilling
- drillability 2 x 1,0 mm




ETANCO

- European manufacturer of fasteners & systems for the envelope of the buildings.
- characteristic marking of ETANCO products allows their easy identification
- strict production control carried out by the in-house laboratory guarantees high quality products
- each production batch is assigned a unique number, which allows its precise identification
- all products have valid reference documents developed in collaboration with renowned research institutes



METAL WASHER

- special shape of aluminum washer ensures proper placement of the EPDM on the surface of the fixed element
- material of the washer provides extra resistance against long use



EPDM WASHER

- made of the best sealing material
- does not lose elasticity in time, very long period of ageing
- resistant to changing weather conditions and UV radiation

- self-vulcanizes on the sheet after installation, forming a tight connection
- retains its properties under the influence of temperature in the range of -50°C to +100°C



THREAD

- shape of the thread optimally matched to the structure of roof truss, ensuring the highest strength parameters


SELF-DRILLING SCREWS FOR SANDWICH PANELS



ETANCO

- European manufacturer of fasteners & systems for the envelope of the buildings.
- the ETANCO products can be easily identified through their characteristic marking

- strict production control carried out by the in-house laboratory guarantees high quality products
- each production batch is assigned a unique number, which allows its precise identification
- all products have valid reference documents developed in collaboration with renowned research institutes



METAL WASHER

- special shape of steel washer ensures proper placement of the EPDM sealing material.



THREAD UNDER SCREW HEAD

- additional thread of larger diameter ensures proper placement of EPDM washers on thin steel sheets of sandwich panels



CERAMIC COATING GREY.COAT

- is the best protection against corrosion with high drilling capacities
- enables the use of fasteners

in adverse conditions


- for use in environments with corrosivity classes C1- C4



GTR W SP

- specially designed drilling point together with hilo thread, allows direct installing in timber and concrete (in case of concrete structure, predrilling with 5mm hole diameter is required).

- in conjunction with ULTRA expansion plug you can fix the screw in soft masonry materials such as silicate block, ceramic brick, hollow brick, aerated concrete.




WASHER EPDM

- made of the best sealing material - EPDM
- does not lose its flexibility over time. Very long period of ageing
- resistant to changing weather conditions and UV radiation
- self-vulcanizes on the sheet after installation, forming a tight connection
- retains its properties in temperatures between -50°C to +100°C

PAINT COATING POWDER.COAT

- Significant additional protection against corrosion
- a perfect match to the color of roofing material in the palette of RAL/NCS
- UV stabilizers - the unchanged color even after several years
- modern technology of Powder.coat painting ensures durability of the coat during installation and long service life



GTR 25 SP

- increased height of the head - protects the screw against breaking off of the head during installation
- increased diameter of the washer pressed under the head - ensures the proper distribution of the stresses
- the maximum capacity of the drilling DC=25 mm



- the 6,3 mm diameter of the fastener thread ensures very high tensile and shear strength

CONCRETE AND TIMBER SCREWS



ETANCO

- European manufacturer of fasteners & systems for the envelope of the buildings
- the ETANCO products can be easily identified through their characteristic marking
- strict production control carried out by in-house laboratory guarantees high quality products
- each production batch is assigned a unique number, which allows its precise identification
- products have ITB Technical Approval and confirmation of their quality is the certificate of Factory Production Control



EPDM WASHER

- made of the best sealing material - EPDM
- does not lose its flexibility over time. Very long period of ageing
- resistant to changing weather conditions and UV radiation
- self-vulcanizes on the sheet after installation, forming a tight connection
- retains its properties in temperatures between -50°C to +100°C



CERAMIC COATING GREY.COAT

- is the best protection against corrosion with high drilling capacities
- enables the use of fasteners in adverse conditions
- for use in environments with corrosivity classes C1-C4



SPECIAL HILO THREAD

- specially designed hilo thread, allows direct installing in timber and concrete (in case of concrete structure, predrilling with 5mm hole diameter is required)



INTEGRATED FLANGE HEAD

- integrated flange head increases the bearing surface of the fastener to the metal sheet, which increases the strength of tearing metal from the screw head

PRODUCT NOMENCLATURE

TYPE OF FASTENER:

- T TECNICA
- M montage screw



Material of the fastener:

- **No designation** - FASTENER
MADE OF ORDINARY CARBON STEEL, GALVANIZED
- **A** - aluminum screw
- **R** - screw made of standard carbon steel covered with gRey.coat
- **X** - BIMETAL screw made of stainless steel 1.4301
- **Z** - screw made of stainless steel 1.4301

Functions:

FARMER SCREWS:

- **F2** farmer screw
- **F02** farmer screws for overlapping
- **FS** fastener with sharp point

SELF TAPPING FASTENERS:

- **A** screw for timber or thin steel structures up to 3 mm
- **B** screw for steel structure thickness from 3 mm

MONTAGE SCREWS:

- **S** montage screw without a drill
- **B** montage screw with a drill

SELF-DRILLING SCREWS:

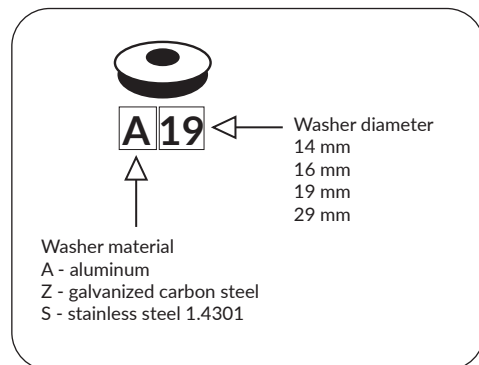
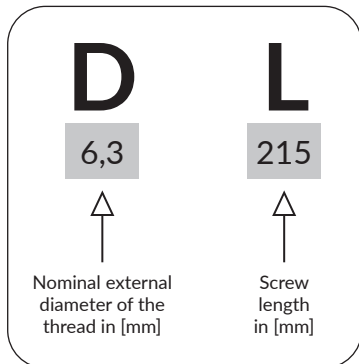
- **3,5,6,8,12,16,25**
Maximum drilling capacity of the screw
- **02,03**
For overlapping steel sheets

SELF-DRILLING SCREWS FOR SANDWICH PANELS:

- **6,12,16,25**
Maximum drilling capacity of the screw
- **W**
For fixing in concrete or timber

Special features:

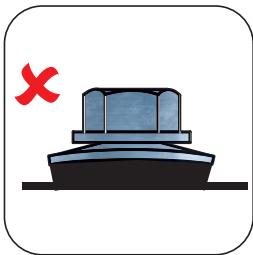
- **FH - FLANGE HEAD**
Flange head screw
- **SP - SANDWICH PANEL**
Screw for sandwich panels
- **AL - ALUMINUM**
Screw for aluminum structures
- **AGF - ALUMINUM GLASS FACADES**
Screw for aluminum-glass facades
- **HD - HEAVY DUTY**
Screw with increased diameter
- **P - PANELS**
Screw intended for fastening roof panels
- **STAR**
Screw with flat hexagonal head



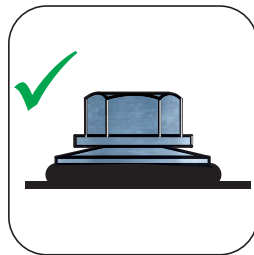
Installation guidelines

- fastener installation should always be perpendicular to the structure,
- fastener installation should be done by using a screwdriver equipped with adjustable clutch or embedding depth stop,
- during installation of the fastener, you should follow all recommended parameters for the type of fastener,
- any modification of fasteners, including cutting, is not allowed,
- in the event of any damage to the anticorrosion coating, defects must be secured (touched up),
- for installation of fasteners coated with paint it is recommended to use only ball-spring sockets.

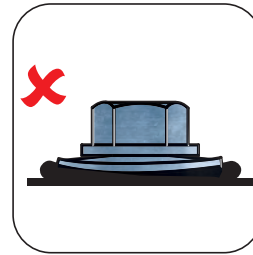
WASHER SETTING RECOMMENDATION (FIXING OF THE STEEL SHEET)



Under driven

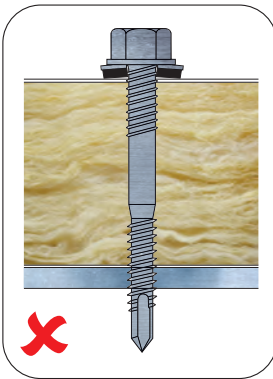


Correct

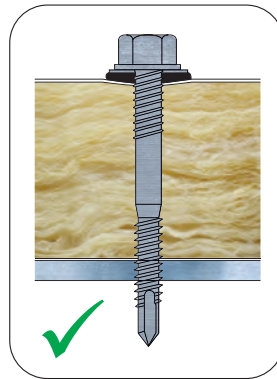


Over driven

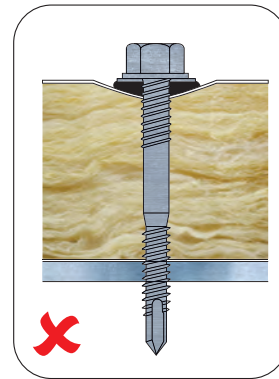
WASHER SETTING RECOMMENDATION (SANDWICH PANEL FIXING)



Under driven

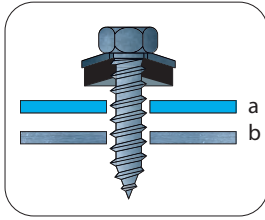


Correct

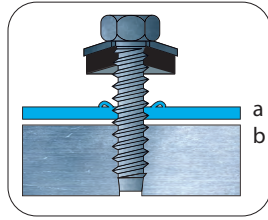


Over driven

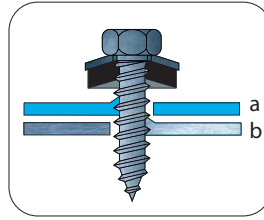
Self-tapping screws



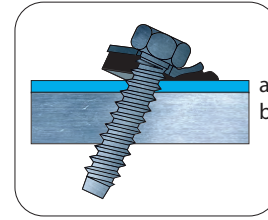
Too large diameter of the pre-drilling.
Result: no full load capacity of connection.



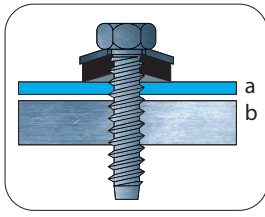
Too small diameter of pre-drilling. No tapping by fastener. Result: destruction of the thread, fastener fracture.



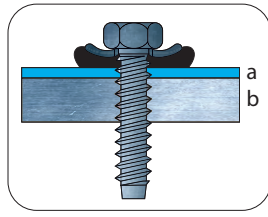
Hole shifted towards the screw axis. Result: no full load capacity of connection or broken



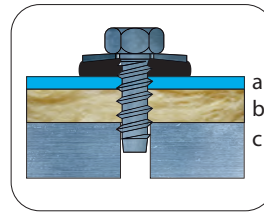
Installation at an angle. Result: lack of tightness, no full load capacity



Fastener tightened with too little torque. Result: lack of tightness in connection.

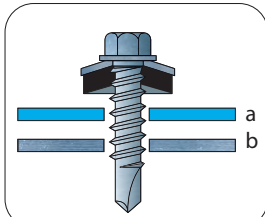


Fastener tightened with too much torque. Result: lack of tightness in connection reduced load capacity of connection.

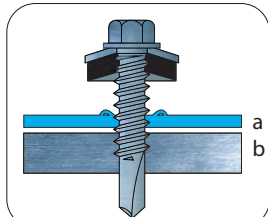


Fastener too short for the application. Result: no full load capacity of connection.

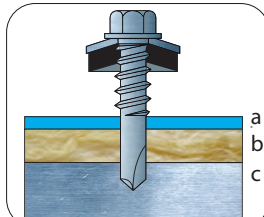
Self-drilling and self-tapping screws



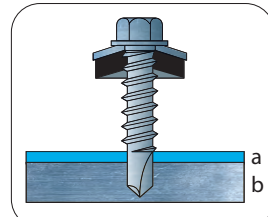
Drill point too large for the structure thickness. Result: no full load capacity of connection.




Drill point too short for the structure thickness. Broken fastener or partial destruction of the thread - reduced load capacity



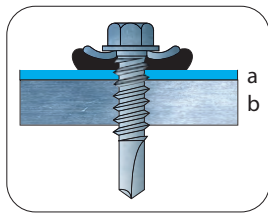
Drilling point too short. Threading of component "a" began, drilling in component "b" was not completed. Result: thread destruction, destruction of component "a", reduced load capacity.




Drilling point too short. Drilling through component "b" impossible.



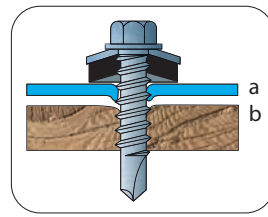
Fastener tightened with too little torque. Result: lack of tightness in connection.



Fastener tightened with too much torque. Result: lack of tightness in connection, reduced load capacity of connection.

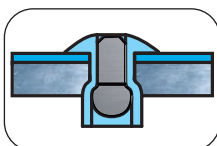


Hole shifted towards the screw axis. Result: no full load capacity of connection or broken fastener.

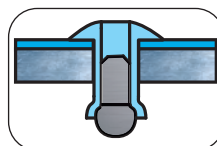


Fastener stuck into the structure. Result: bent, broken wood fibers, no tightness, no full load capacity.

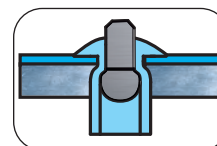
Rivets



Rivet fastened too tightly. Result: reduced load capacity of connection, possible



Rivet fastened too loose. Result: no durability of connection.

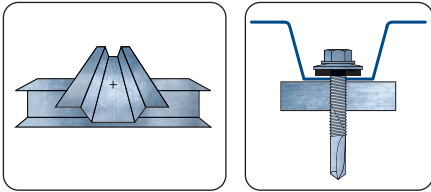


Installation hole of too large diameter. Result: no connection of components.

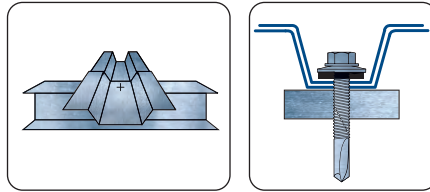
INSTALLATION OF PROFILED CONSTRUCTION STEEL SHEETS ON STEEL STRUCTURE

Possible fixing pattern

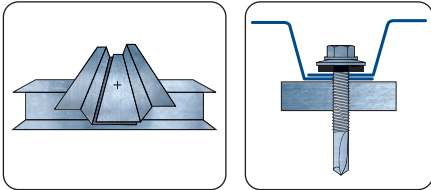
Fixing of one sheet



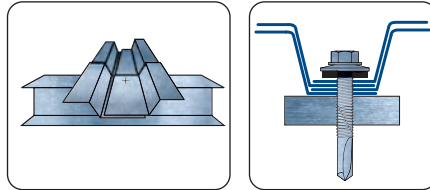
Fixing of two sheets with a crosswise overlap



Fixing of two sheets with a lengthwise overlap

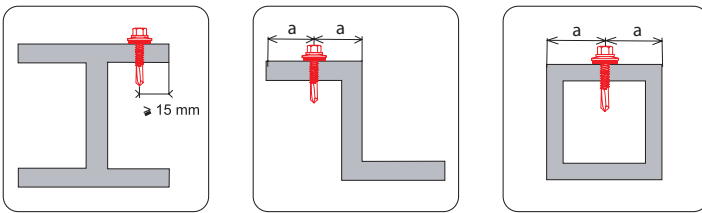


Fixing of four sheets with a lengthwise and crosswise overlap

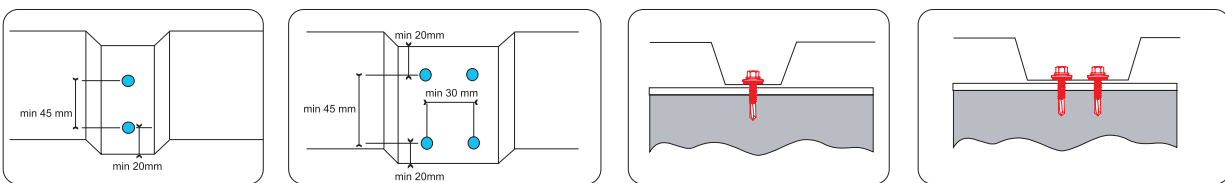


Rules for fixing metal sheets to structures (fixing point location)*

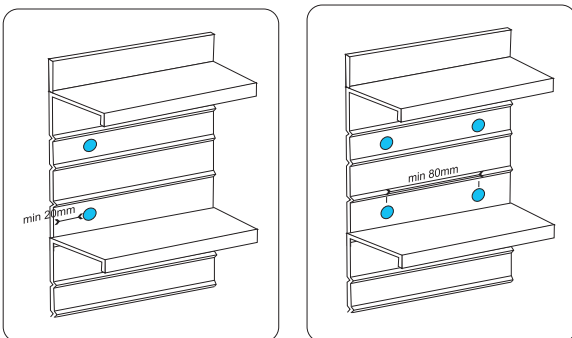
I. RECOMMENDED FASTENER DISTANCE FROM THE PROFILE EDGE



II. RECOMMENDED LOCATION FOR PROFILED STRUCTURAL TRAPEZE STEEL SHEETS

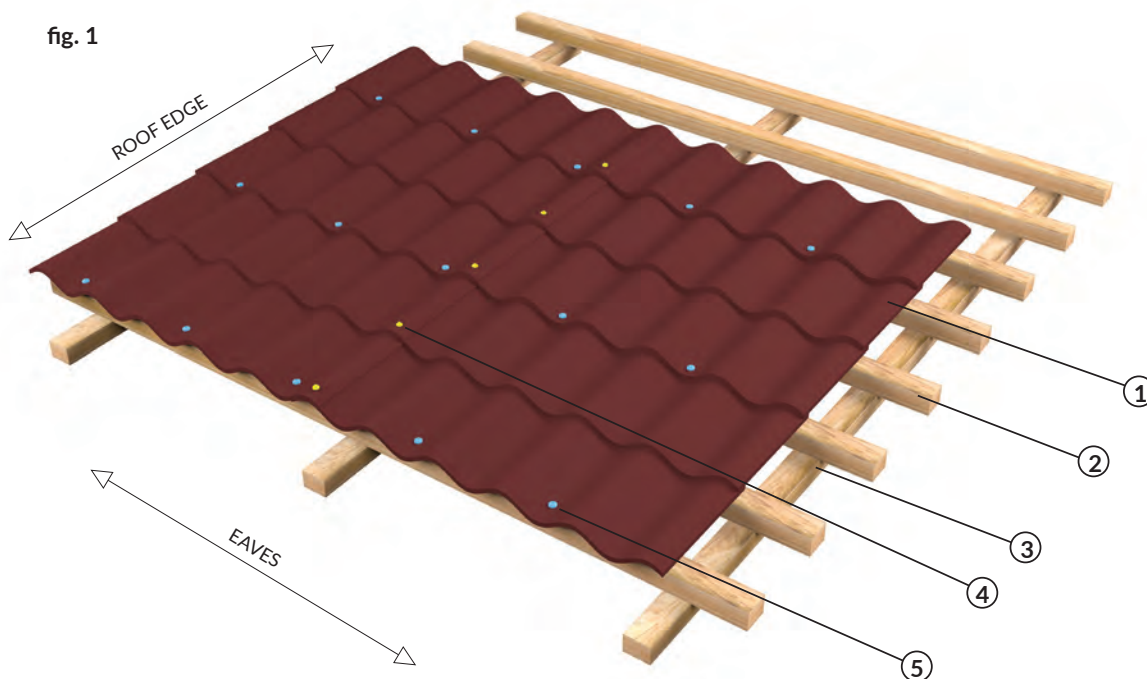


III. RECOMMENDED LOCATION OF WALL CASSETTE FIXING TO STEEL



*the number of screws according to the construction design

USE OF FARMER SCREWS FOR INSTALLATION OF ROOF PROFILED SHEETS ON TIMBER STRUCTURE



- 1. Roof profiled sheet
- 2. Batten
- 3. Rafter
- 4. Farmer screws for overlapping roof sheets (e.g. G 4,8 x 20) ●
- 5. Farmer screws for fixing of roof sheets on timber substrate (e.g. G 4,8 x 35) ●

* average consumption of fasteners 6 - 7 pcs/m² of roofing

fig. 2



fig. 3

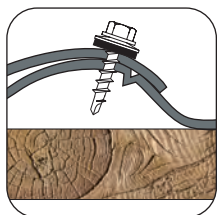


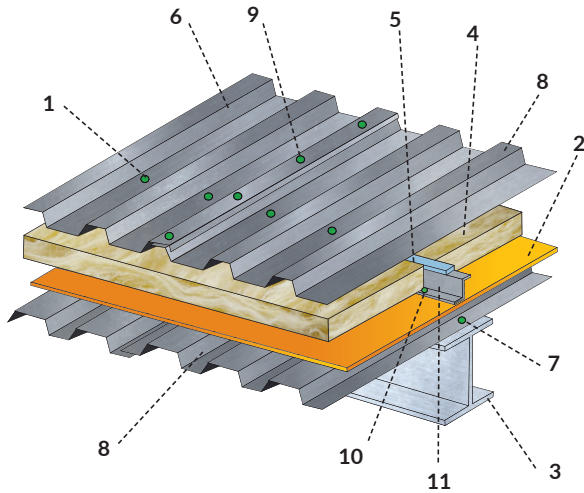
Figure 1 shows the recommended spacing of farmer screws. Roof sheet is fixed to the structure by farmer screws 4,8 * 35 in the lowest point of the wave (fig. 2). Roof sheets sections on lengthwise overlaps must be connected with 4,8 * 20 screws at the highest point of the wave, just before the cross-embossing of the sheet.

On lengthwise overlaps of the roof sheets the screw must be placed above the capillary groove existing on the sheet underneath (fig. 3).

Roof profiled sheets must be fastened to timber structure to every second batten. On the fastening line the screws must be placed on every second wave. Screws for overlapping should be placed in every row of roof sheets on the overlap.

At the edge of the roof, roof sheets must be fixed to each batten. At the ridge the roof sheets must be fastened at each bottom wave. At the eaves line it should be fastened to at least every other bottom wave of the sheet. The cross overlap of the sheeting should be fastened to the batten at every bottom wave of the sheet. This way of installation ensures optimum functionality of the roofing. The presented method of fixing is an example and may not apply to all roofs. If the roof profiled sheets manufacturer's installation instructions recommend other placement of screws than presented above, installation should be carried out in accordance with the instructions of the manufacturer of the roof sheets. If in doubt, take advice from the engineer or the technical department of the roof sheets manufacturer.

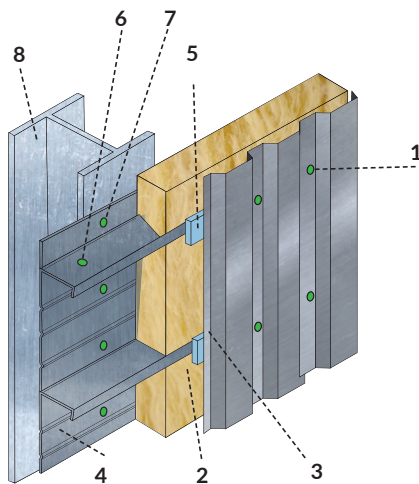
Example of roof covering structure



1. Screw for fixing steel sheet to steel structure*
2. Steam insulation
3. Purlin - double T profile
4. Thermal insulation
5. Insulating PE tape
6. Profiled steel sheet
7. Screw for fastening trapeze structural steel sheet to steel structure*
8. Profiled steel sheet
9. Screw for overlapping (e.g. GT O2)*
10. Spacing profile screw*
11. Z type cold bent spacing profile

* the screw type should be selected taking into account the required fixing parameters contained in the structural calculation and the information contained in the technical assessment.

Example of wall structure

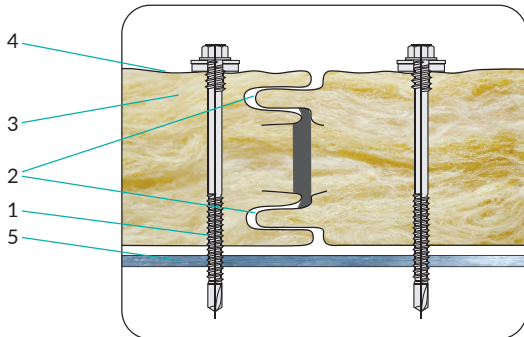


1. Screw for fixing the steel sheet to the cassette*
2. Thermal insulation
3. Profiled steel sheet
4. Wall cassette
5. PE insulation
6. Screw for overlapping (e.g. GT02)*
7. Screw for fastening profiled structural steel sheet to steel structure*
8. Pillar - double T profile

* the screw type should be selected taking into account the required fixing parameters contained in the structural calculation and the information contained in the technical assessment.

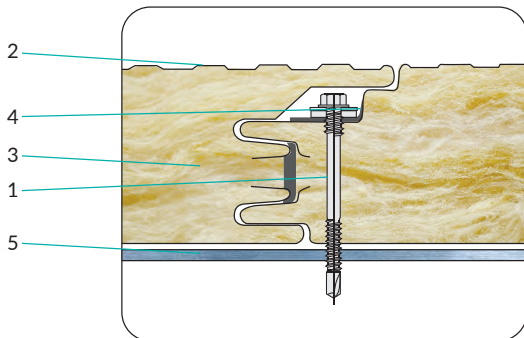
EXAMPLES OF USE OF FASTENERS FOR FIXING OF SANDWICH PANELS*

Fixing of a wall sandwich panel



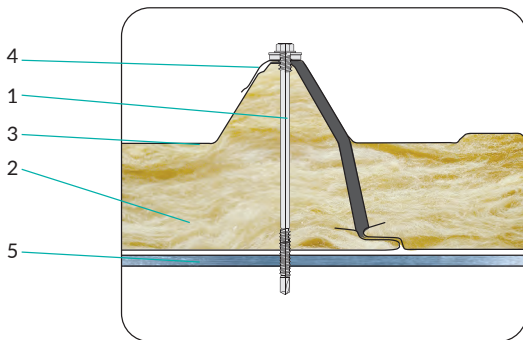
1. Screw
2. Panel scarf joint
3. Panel core (insulating material)
4. Panel lining
5. Substrate

Fixing of a wall sandwich panel with a covered joint

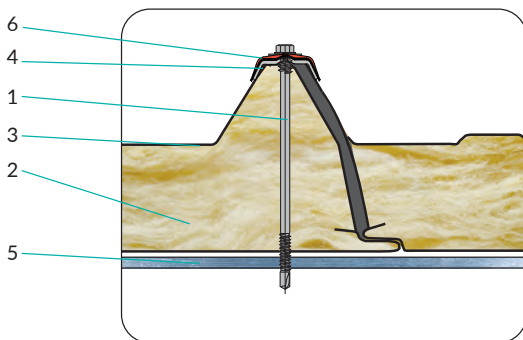


1. Screw
2. Panel lining
3. Panel core (insulating material)
4. Covered fastening
5. Substrate

Fixing of a roof sandwich panel



1. Screw
2. Panel core (insulating material)
3. Panel lining
4. Top scarf joint of the roof panel
5. Substrate




1. Screw
2. Panel core (insulating material)
3. Panel lining
4. Top scarf joint of the roof panel
5. Substrate
6. Saddle washer

* fixing point location according to the recommendations of the panel manufacturer

EXAMPLES OF USE OF FASTENERS FOR FIXING OF SANDWICH PANELS*


Use of fasteners for fixing sandwich panels in cold stores



T_1
-30°C

T_2
+20°C


Stainless steel self-drilling and self-tapping screws: GTX 6 SP and GTX 12 SP have undergone thermal conductivity assessment. Assessment included thermal insulation, resistance to freezing and water condensation. Assessment report confirms directly that screws GTX6 SP and GTX 12 SP are well-suited for installing sandwich panels in cold stores and freezers.



Stainless steel

Hardened
carbon steel

Self-drilling and self-tapping screws GTX and GTX SP are produced in the BIMETAL technology. The drilling element is made of carbon steel, while the tapping part and head of the screw together with washer with vulcanized EPDM are made of stainless steel. These fasteners are accredited by the National Institute of Hygiene for their use in the food industry and cooling (with no contact with food).





FARMER SCREW
WITH ALUMINUM WASHER

Self-drilling and tapping carbon steel screws, surface-hardened, galvanized, with reduced drilling point and hex head, with pre-assembled aluminum washer with vulcanized EPDM.

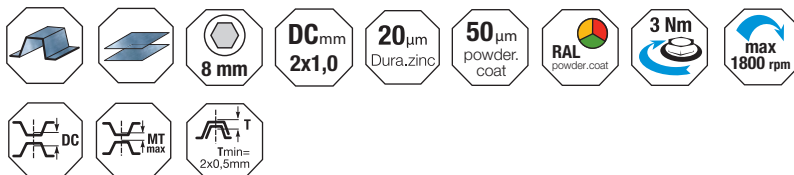
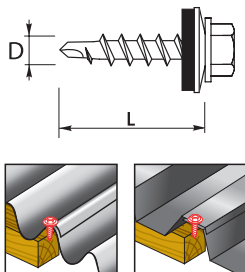


ETA-12/0580



Intended for overlapping flat and profiled steel sheets.

Index	Screw			MTmax	Drilling capacity	Washer		Packaging Single/ Qty/Collective [pcs]
	D	L	Sw			Mat.	Size	
	[mm]	[mm]	[mm]		[mm]	-	-	
P140200PL	4.8	20	8	7	2x1.00	A	14	250/6/1500



FARMER SCREW
WITH ALUMINUM WASHER

Self-drilling and tapping carbon steel screws, surface-hardened, galvanized, with reduced drilling point, thread for timber and hex head, with pre-assembled aluminum washer with vulcanized EPDM.

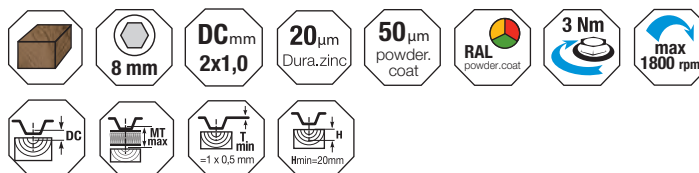
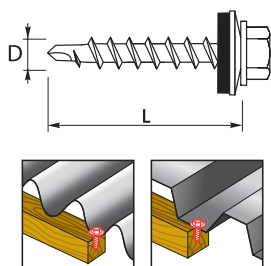


ETA-12/0580



Intended for fastening profiled metal sheets to timber structures.

Index	Screw				MTmax	Drilling capacity	Washer		Packaging Single/ Qty/Collective [pcs]
	D	L	Sw	hef			Mat.	Size	
	[mm]	[mm]	[mm]	[mm]		[mm]	-	-	
P1400280PL	4.8	28	8	20	5	2x1.00	A	14	250/6/1500
P140350PL	4.8	35	8	20	12	2x1.00	A	14	250/6/1500
P1400600PL	4.8	60	8	20	37	2x1.00	A	14	100/6/600
P1400800PL	4.8	80	8	20	57	2x1.00	A	14	100/6/600




Self-drilling and self-tapping carbon steel screws, surface-hardened, galvanized, with reduced drilling point, thread for timber and hex head, with pre-assembled steel washer with vulcanized EPDM.

GT F2 Z14

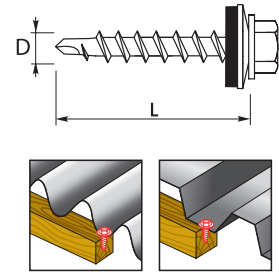
FARMER SCREWS WITH STEEL WASHER

Intended for fastening profiled metal sheets to timber structures.

Index	Screw				MTmax	Drilling capacity	Washer		Packaging Single/ Qty/Collective [pcs]
	D	L	Sw	hef			Mat.	Size	
	[mm]	[mm]	[mm]	mm		[mm]	DC	-	
P140028OFA	4.8	28	8	20	5	2x1.00	Z	14	250/6/1500
P14035OFA	4.8	35	8	20	12	2x1.00	Z	14	250/6/1500
P140050OFA	4.8	50	8	20	27	2x1.00	Z	14	100/6/600
P140060OFA	4.8	60	8	20	37	2x1.00	Z	14	100/6/600
P140070OFA	4.8	70	8	20	47	2x1.00	Z	14	100/6/600
P140080OFA	4.8	80	8	20	57	2x1.00	Z	14	100/6/600
P140080Z19OFA	4.8	80	8	20	57	2x1.00	Z	19	100/6/600
P140100OFA	4.8	100	8	20	77	2x1.00	Z	19	100/6/600



ETA
ETA-12/0580



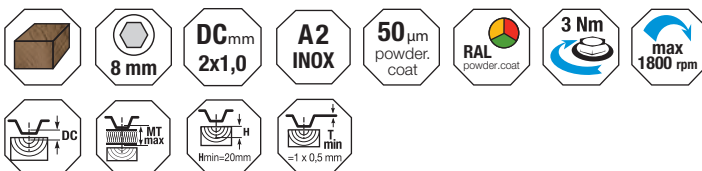
Self-drilling, tapping stainless steel screws, galvanized, with reduced drilling point, thread for timber and hex head, with pre-assembled steel washer with vulcanized EPDM.

GTZ F2 S14

STAINLESS FARMER SCREW WITH STAINLESS WASHER

Intended for fastening profiled aluminum sheets to timber structures.

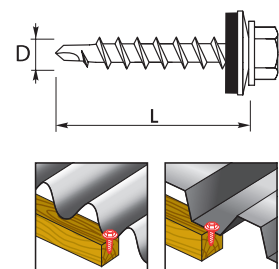
Index	Screw				MTmax	Drilling capacity	Washer		Packaging Single/ Qty/Collective [pcs]
	D	L	Sw	hef			Mat.	Size	
	[mm]	[mm]	[mm]	mm		[mm]	DC	-	
P174035OPL	4.8	35	8	20	12	2x1.00	S	14	250/6/1500



ETA
ETA-12/0580



KOT-2018/0680



GTX FO2 S14

BIMETAL STAINLESS FARMER SCREWS WITH STAINLESS WASHER

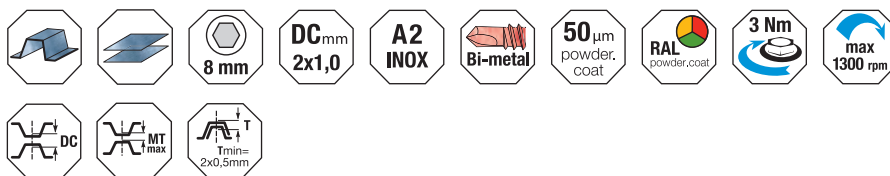
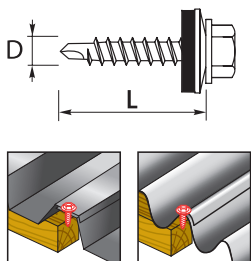
Drilling, self-tapping screws made of austenitic steel, (BIMETAL) with a reduce drilling point, timber thread and hex washer head, provided with a stainless washer with vulcanized EPDM.

ETA
ETA-12/0580



Intended for overlapping of thin profiled steel sheets in aggressive environments.

Index	Screw			MTmax	Drilling capacity	Washer		Packaging Single/ Qty/Collective [pcs]
	D	L	Sw			Mat.	Size	
	[mm]	[mm]	[mm]	[mm]	DC	-	-	
P170200PL	4.8	20	8	7	2x1.00	S	14	250/6/1500



GTX F2 S14

BIMETAL FARMER STAINLESS SCREWS WITH STAINLESS WASHER

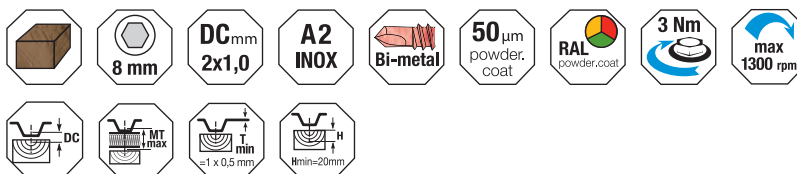
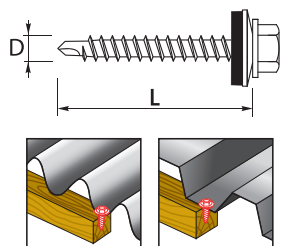
Drilling, self-tapping screws made of austenitic steel (BIMETAL), with a reduce drilling point, timber thread and hex washer head, provided with a stainless washer with vulcanized EPDM.

ETA
ETA-12/0580



Intended for fastening profiled metal sheets to timber structures, in the environment requiring increased anti-corrosion performance.

Index	Screw				MTmax	Drilling capacity	Washer		Packaging Single/ Qty/Collective [pcs]
	D	L	Sw	hef			Mat.	Size	
	[mm]	[mm]	[mm]	mm	[mm]	DC	-	-	
P170350PL	4.8	35	8	20	12	2x1.00	S	14	250/6/1500



Drilling carbon steel screws, surface-hardened, galvanized, with thread for timber and hex head, with pre-assembled steel washer with vulcanized EPDM.

GT FS Z14

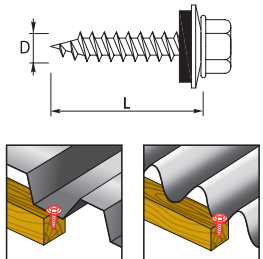
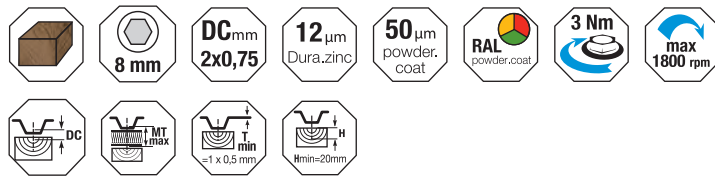
FARMER SCREWS WITH STEEL WASHER WITHOUT A DRILL POINT

Intended for fastening thin roof steel sheets to a timber structure.

Index	Screw				MTmax	Drilling capacity	Washer		Packaging Single/ Qty/Collective [pcs]
	D	L	Sw	hef			Mat.	Size	
	[mm]	[mm]	[mm]	[mm]		[mm]	[mm]	-	
P140025OFA	4.8	25	8	20	2	2x0.75	Z	14	250/6/1500



ETA
ETA-12/0580



Self-drilling and self-tapping carbon steel screws, surface-hardened, galvanized, with reduced drilling point, thread for timber and hex head, with pre-assembled steel washer with vulcanized EPDM.

GT F HD Z16

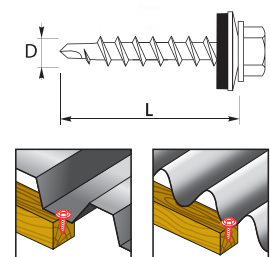
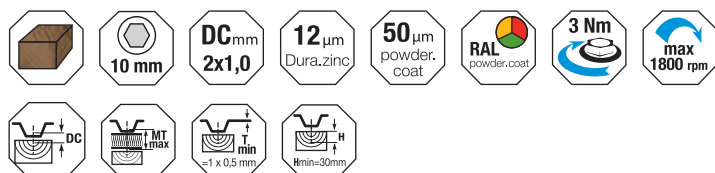
FARMER SCREWS WITH STEEL WASHER

Intended for fastening roof platforms and communication elements to timber structure or as repair after removing the screws with the smaller diameter.

Index	Screw				MTmax	Drilling capacity	Washer		Packaging Single/ Qty/Collective [pcs]
	D	L	Sw	hef			Mat.	Size	
	[mm]	[mm]	[mm]	[mm]		[mm]	[mm]	-	
P1416450OFA	6,4	50	10	30	16	2x1.00	Z	16	100/6/600
P1416470OFA	6,4	70	10	30	36	2x1.00	Z	16	100/6/600



ETA
ETA-12/0580



GT F2 P

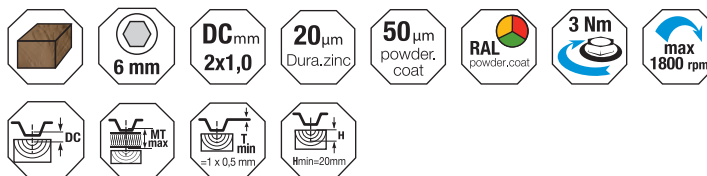
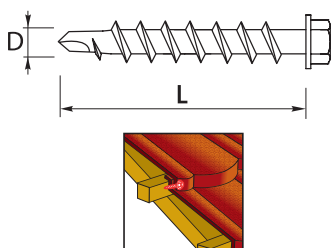
FARMER SCREWS WITHOUT WASHER FOR ROOFING PANELS

Self-drilling and tapping carbon steel screws, surface-hardened, galvanized, with reduced drilling point, thread for timber and hex head 6 mm.



Intended for fastening profiled metal sheets to timber structures.

Index	Screw				MTmax	Drilling capacity	Washer		Packaging Single/ Qty/Collective [pcs]
	D	L	Sw	hef			Mat.	Size	
	[mm]	[mm]	[mm]	mm		[mm]	-	-	
P14035M63PL	4,8	35	6	20	15	2x1.00	-	-	500/6/3000



GTF P

FARMER SCREWS PANHEAD WITH ALUMINUM WASHER

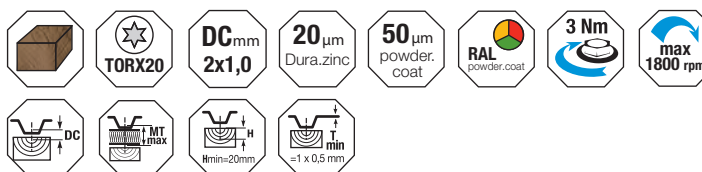
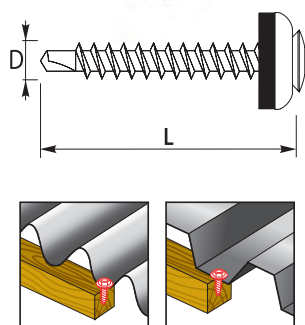
Self-drilling and tapping carbon steel screws, surface-hardened, galvanized, with reduced drilling point, thread for timber and oval head with TX-20 socket. With pre-assembled aluminum washer with vulcanized EPDM layer.



Intended for fastening profiled metal sheets to timber structures.

Index	Screw			MTmax	Drilling capacity	Washer		Packaging Single/ Qty/Collective [pcs]
	D	L	TX			Mat.	Size	
	[mm]	[mm]	[mm]		[mm]	-	[mm]	
P140028PH	4,8	28	20	2	2x1.00	A	14	250/6/1500
P14035PH	4,8	35	20	9	2x1.00	A	14	250/6/1500
P140060PH	4,8	60	20	34	2x1.00	A	14	100/6/600
P140080PH	4,8	80	20	54	2x1.00	A	14	100/6/600

Installation with a dedicated ETANCO holder.
Accessories - page 85.



Self-drilling and tapping carbon steel screws, surface-hardened, galvanized, with reduced drilling point and oval head with TX-20 socket. With pre-assembled aluminum washer with vulcanized EPDM layer.

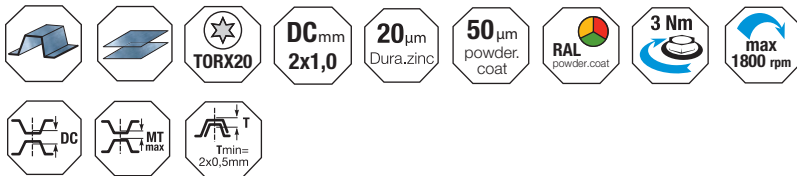
GTF 02 P

FARMER SCREWS WITH ALUMINUM WASHER

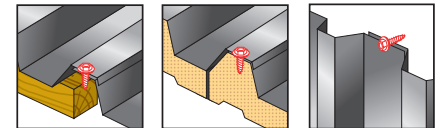
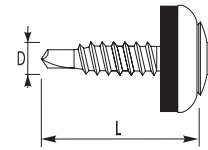
Intended for overlapping metal flat and profiled steel sheets.

Index	Screw			MTmax	Drilling capacity	Washer		Packaging Single/ Qty/Collective [pcs]
	D	L	TX			Mat.	Size	
	[mm]	[mm]	[mm]			-	-	
P14020PH	4.8	20	20	7	2x1.00	A	14	250/6/1500

Installation with a dedicated ETANCO holder.
Accessories - page 85.



EOTA
ETA-12/0580



Self-tapping carbon steel screws, surface-hardened, galvanized, with coarse thread and hex head, with pre-assembled steel washer with vulcanized EPDM.

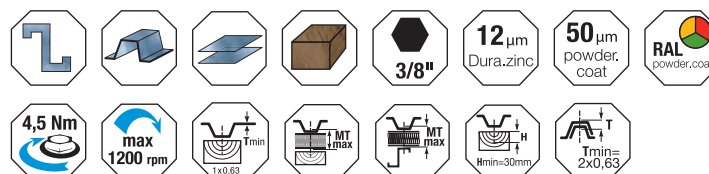
GT A Z16

SELF-TAPPING SCREWS TYPE A WITH STEEL WASHER

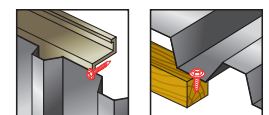
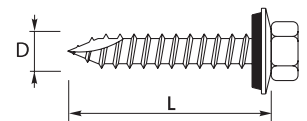
Intended for fastening profiled construction steel sheets to timber structures and steel structures (max 2 x 1.50 mm). Short sizes can be used for overlapping or as repair screws.

Index	Screw				MTmax		Washer		Packaging Single/ Qty/Collective [pcs]
	D	L	Sw	hef	timber	steel	Mat.	Size	
	[mm]	[mm]	[mm]	mm	[mm]	[mm]	-	-	
P2513250PL	6,5	25	3/8"	30	-	16	Z	16	250/4/1000
P2513320PL	6,5	32	3/8"	30	-	23	Z	16	250/4/1000
P2513380PL	6,5	38	3/8"	30	4	29	Z	16	100/4/400
P2513500PL	6,5	50	3/8"	30	16	41	Z	16	100/4/400
P2513750PL	6,5	75	3/8"	30	41	66	Z	16	100/4/400

Steel construction	Ø drill bit
0,63	3,5
0,75	4,0
0,88 - 1,25	4,5
1,5	5,0
2,0	5,5



EOTA
ETA-12/0580



GT B Z16

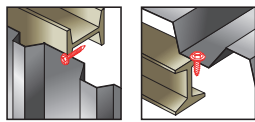
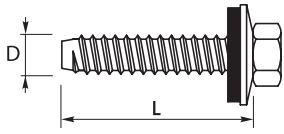
SELF-TAPPING SCREWS TYPE B WITH STEEL WASHER

Self-tapping screws made of surface-hardened carbon steel, galvanized, with fine thread and a hex head, provided with a steel washer with vulcanized EPDM.

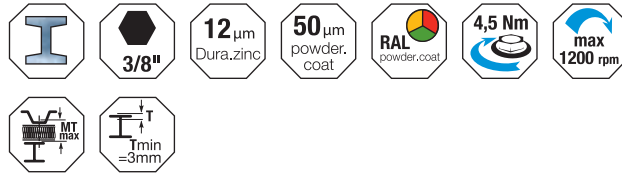


Intended for fastening construction profiled steel sheets to steel structures. The maximum thickness of the substrate is determined by tapping capacity of the screw.

Index	Screw			MTmax	Washer		Packaging Single/ Qty/Collective [pcs]
	D	L	Sw		Mat.	Size	
	[mm]	[mm]	[mm]	-	-		
P2533250PL	6,3	25	3/8"	15	Z	16	250/4/1000
P2533320PL	6,3	32	3/8"	22	Z	16	250/4/1000
P2533380PL	6,3	38	3/8"	28	Z	16	100/6/600
P2533500PL	6,3	50	3/8"	40	Z	16	100/4/400
P2533750PL	6,3	75	3/8"	65	Z	16	100/4/400



Steel construction	Ø drill bit
3,0 - 5,0	5,3
6,0	5,5
8,0 - ∞	5,7



GM-S

UNIVERSAL DRILLING MONTAGE SCREWS

Drilling montage screws made of surface-hardened carbon steel, galvanized, with a drilling tip, fine thread, and a 12 mm flat head with PH2 socket.

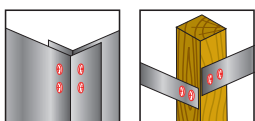
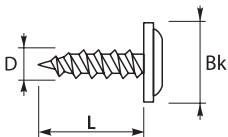


KOT-2018/0680



Intended for fastening very thin steel elements or plastic elements to timber and steel profiles (up to 0.9 mm), and also for overlapping.

Index	Screw			hef	Fixed element		Drilling capacity DC	Thread length L1	Packaging Single/ Qty/Collective [pcs]
	D	L	Bk		timber	steel			
	[mm]	[mm]	[mm]	[mm]	[mm]	[mm]	[mm]	[mm]	
P20131410PL	4.2	14	12	20	8	-	0,90	14	500/8/4000
P20131610PL	4.2	16	12	20	10	-	0,90	16	500/8/4000
P20131910PL	4.2	19	12	20	13	-	0,90	19	500/8/4000
P20132510PL	4.2	25	12	20	19	5	0,90	25	500/8/4000
P20133010PL	4.2	30	12	20	24	10	0,90	30	500/6/3000
P2013380PL	4.2	38	12	20	32	18	0,90	38	250/8/2000
P2013500PL	4.2	50	12	20	44	30	0,90	50	250/6/1500
P2013650PL	4.2	65	12	20	59	45	0,90	20	250/6/1500
P2013750PL	4.2	75	12	20	69	55	0,90	25	250/6/1500
P2013850PL	4.2	85	12	20	79	65	0,90	25	250/6/1500



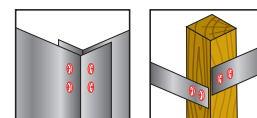
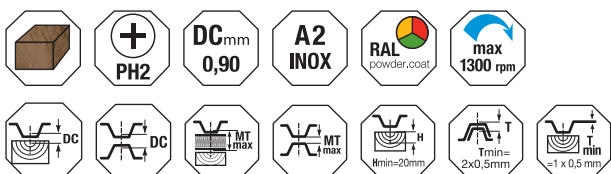
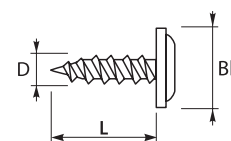
Drilling montage screws made of surface-hardened carbon steel, galvanized, with a drilling tip, fine thread, and a 12 mm flat head with PH2 socket. With additional anti-corrosion protection, gRey.coat.

GMR-S

UNIVERSAL DRILLING MONTAGE SCREWS

Intended for fastening very thin steel elements or plastic elements to timber and steel profiles (up to 0.9 mm), and also for overlapping.

Index	Screw			hef	Fixed element		Drilling capacity	Packaging Single/ Qty/Collective [pcs]
	D	L	Bk		MTmax			
	[mm]	[mm]	[mm]	timber	steel	timber	DC	
P201325R10PL	4,2	25	12	20	19	5	0.90	500/8/4000



Montage drilling austenitic stainless steel screws with drilling tip, fine thread and flat head with a diameter of 12 mm and PH2 socket.

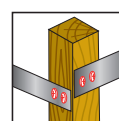
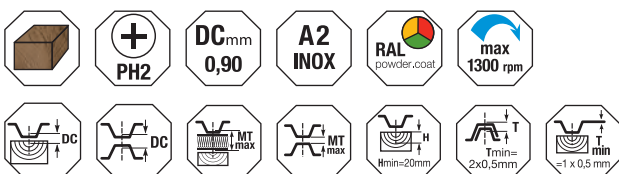
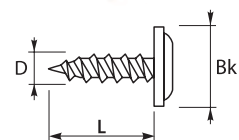
GMZ-S

UNIVERSAL STAINLESS DRILLING MONTAGE SCREWS

Intended for fastening very thin steel elements and plastic elements to timber and steel profiles (up to 0.9 mm), and also for overlapping.

Carbon steel sheets drilling not possible

Index	Screw			hef	Fixed element		Drilling capacity	Packaging Single/ Qty/Collective [pcs]
	D	L	Bk		MTmax			
	[mm]	[mm]	[mm]	timber	steel	timber	DC	
P20142510PL	4,2	25	12	20	19	5	0.90	500/8/4000



GM-B

SELF-DRILLING
MONTAGE SCREWS

Drilling, self-tapping montage screws made of surface-hardened carbon steel, galvanized, with a drilling point, fine thread, and a 12 mm flat head with PH2 slot.



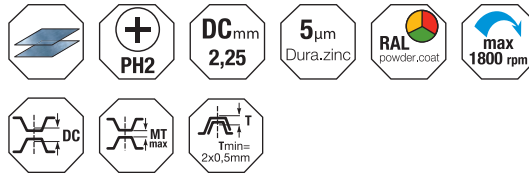
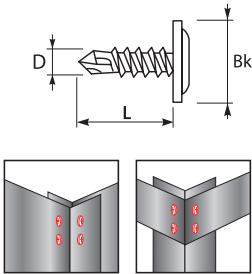
KOT-2018/0680



Intended for fastening very thin steel elements and plastic components to steel profiles (up to 2.25 mm), and also for overlapping of these components.

Index	Screw			Fixed element	Drilling capacity	Packaging Single/ Qty/Collective [pcs]
	D	L	Bk	MTmax	DC	
	[mm]	[mm]	[mm]	[mm]	[mm]	
P20121310PL	4,2	13	12	2	2,25	500/8/4000
P20121610PL	4,2	16	12	5	2,25	500/8/4000
P20121910PL	4,2	19	12	8	2,25	500/8/4000
P20122010PL	4,2	25	12	14	2,25	500/8/4000
P20123210PL	4,2	32	12	21	2,25	500/8/4000
P2012400PL	4,2	40	12	29	2,25	250/6/1500
P2012650PL	4,2	65	12	54	2,25	250/6/1500

Thickness of fixed elements MTmax is given for the maximum allowable thickness of the substrate.



GMR-B

SELF-DRILLING
MONTAGE SCREWS

Drilling, self-tapping montage screws made of surface-hardened carbon steel, with a drilling point, fine thread, and a 12 mm flat head with PH2 socket. With additional anti-corrosion protection, gRey.coat.



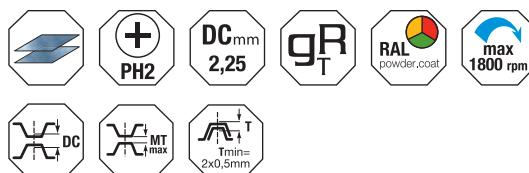
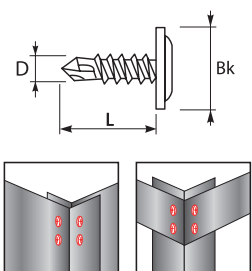
KOT-2018/0680



Intended for fastening very thin steel elements or plastic elements to steel profiles (up to 2.25 mm), and also for overlapping.

Index	Screw			Fixed element	Drilling capacity	Packaging Single/ Qty/Collective [pcs]
	D	L	Bk	MTmax	DC	
	[mm]	[mm]	[mm]	[mm]	[mm]	
P201216R10PL	4,2	16	12	5	2,25	500/8/4000
P201219R10PL	4,2	19	12	8	2,25	500/8/4000
P201225R10PL	4,2	25	12	14	2,25	500/8/4000

Thickness of fixed elements MTmax is given for the maximum allowable thickness of the substrate.



Self-drilling, self-tapping screws made of surface-hardened carbon steel, galvanized, with a reduced drilling point, fine thread and a hex head, without a washer.

GT 02

SCREWS WITHOUT WASHER FOR OVERLAPPING

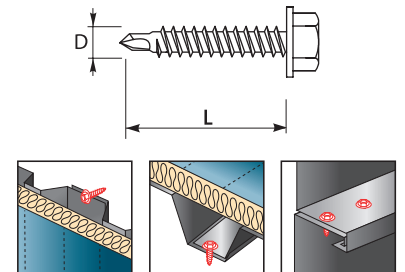
Intended for overlapping of thin profiled construction steel sheets and sandwich roofs panels.

Index	Screw			MTmax	Drilling capacity	Packaging Single/ Qty/Collective [pcs]
	D	L	Sw			
	[mm]	[mm]	[mm]		[mm]	
P15048203PL	4.8	20	8	10	2x1.00	500/6/3000

Thickness of fixed elements MTmax is given for the maximum allowable thickness of the substrate.



ETA
ETA-12/0580



Self-drilling, self-tapping screws made of surface-hardened carbon steel, galvanized, with a reduced drilling point, fine thread and a hex head, with pre-assembled steel washer with vulcanized EPDM layer.

GT 02 Z14

SCREWS WITH WASHER FOR OVERLAPPING

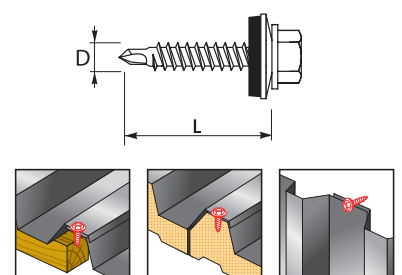
Intended for overlapping steel sheets and for sandwich roofs panels.

Index	Screw			MTmax	Drilling capacity	Washer		Packaging Single/ Qty/Collective [pcs]
	D	L	Sw			Mat.	Size	
	[mm]	[mm]	[mm]		[mm]	[mm]	[mm]	
P15048200PL	4.8	20	8	7	2x1.00	Z	14	250/6/1500

Thickness of fixed elements MTmax is given for the maximum allowable thickness of the substrate.



ETA
ETA-12/0580



GTR O2

SCREWS WITHOUT WASHER
FOR OVERLAPPING

Self-drilling, self-tapping screws made of surface-hardened carbon steel, with a reduced drilling point, fine thread and a hex head, without a washer. Additional corrosion protection: gRey.coat.

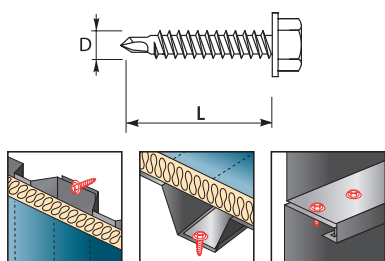
ETA
ETA-12/0580



Intended for overlapping of thin profiled construction steel sheets and sandwich roofs panels.

Index	Screw			MTmax	Drilling capacity	Packaging Single/ Qty/Collective [pcs]
	D	L	Sw		DC	
	[mm]	[mm]	[mm]	[mm]		
P1504820R3PL	4.8	20	8	10	2x1.00	500/6/3000

Thickness of fixed elements MTmax is given for the maximum allowable thickness of the substrate.



GTR O2 A14

FASTENERS WITH WASHER
FOR OVERLAPPING

Self-drilling, self-tapping screws made of surface-hardened carbon steel, with a reduced drilling point, fine thread and a hex head, with an pre-assembled aluminum washer with vulcanized EPDM. Additional corrosion protection: gRey.coat.

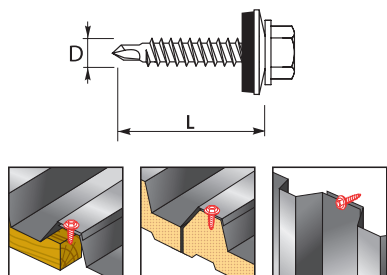
ETA
ETA-12/0580



Intended for overlapping of profiled construction steel sheets and sandwich roofs panels.

Index	Screw			MTmax	Drilling capacity DC	Washer		Packaging Single/ Qty/Collective [pcs]
	D	L	Sw			Mat.	Size	
	[mm]	[mm]	[mm]	[mm]	[mm]			
P1504820ROPL	4.8	20	8	7	2x1.00	A	14	250/6/1500

Thickness of fixed elements MTmax is given for the maximum allowable thickness of the substrate.



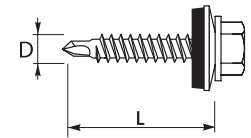
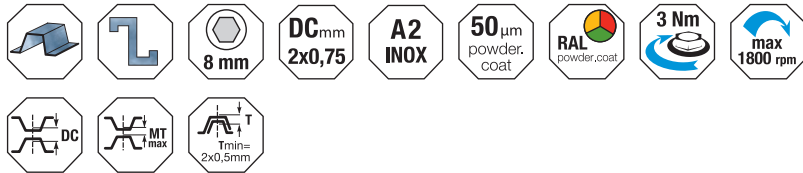
Self-drilling, self-tapping screws made of stainless steel, with a reduced drilling point and a hex head, with pre-assembled stainless-steel washer with vulcanized EPDM.

GTZ FO2

STAINLESS FARMER SCREWS WITH STAINLESS WASHER

Intended for overlapping flat and profiled aluminum sheets.

Index	Screw			Fixed element	Drilling capacity	Washer		Packaging Single/ Qty/Collective [pcs]
	D	L	SW			Mat.	Size	
	[mm]	[mm]	[mm]	MTmax [mm]	DC [mm]	- [mm]		
P1740200PL	4,8	20	8	7	2 x 0,75	S	14	250/6/1500



Self-drilling, self-tapping screws made of surface-hardened carbon steel, galvanized, with a reduced drilling point, fine thread and a hex head, with flange.

GT O3 FH

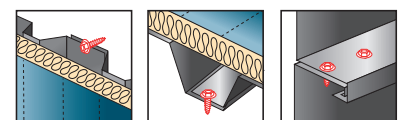
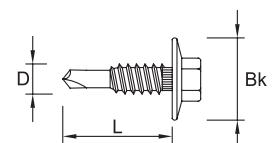
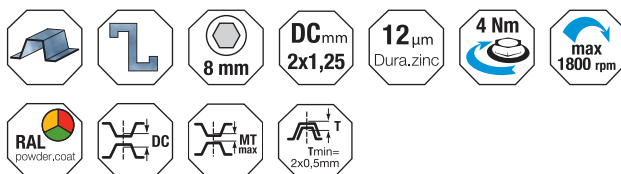
SELF-DRILLING SCREWS WITH FLANGE HEAD FOR OVERLAPPING

Intended for overlapping of profiled construction steel sheets and for fastening construction steel sheets to thin steel structures.

Index	Screw				MTmax	Drilling capacity	Packaging Single/ Qty/Collective [pcs]
	D	L	Sw	Bk			
	[mm]	[mm]	[mm]	[mm]	[mm]	DC [mm]	
P15063223PL	6,3	22	8	15	6	2x1.25	500/4/2000



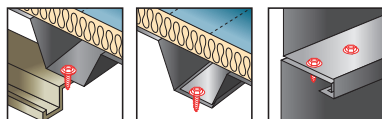
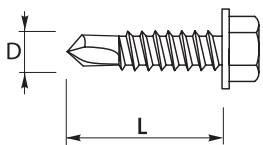
Thickness of fixed elements MTmax is given for the maximum allowable thickness of the substrate.



GT 3

SELF-DRILLING SCREWS WITHOUT WASHER FOR FIXING STEEL SHEETS

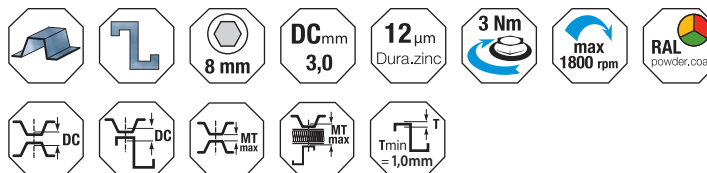
Self-drilling, self-tapping screws made of surface-hardened carbon steel, galvanized, with a reduced drilling point #2, fine thread and a hex head, without a washer.



Intended for fastening profiled construction steel sheets to steel structures and for overlapping construction steel sheets.

Index	Screw			MTmax	Drilling capacity	Packaging Single/ Qty/Collective [pcs]
	D	L	Sw			
	[mm]	[mm]	[mm]		[mm]	
P150153PL	4.8	16	8	3	3,00	1000/6/6000
P150173PL	4.8	19	8	6	3,00	1000/4/4000
P150213PL	4.8	22	8	9	3,00	1000/4/4000
P150233PL	4.8	25	8	12	3,00	1000/4/4000
P150313PL	4.8	32	8	19	3,00	500/6/3000
P150363PL	4.8	35	8	22	3,00	500/4/2000
P150453PL	4.8	45	8	32	3,00	500/4/2000
P150543PL	4.8	55	8	42	3,00	250/6/1500

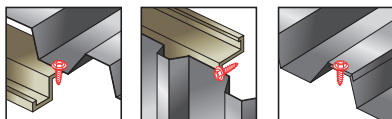
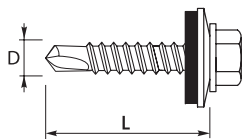
Thickness of fixed elements MTmax is given for the maximum allowable thickness of the substrate.



GT 3 Z14

SELF-DRILLING SCREWS WITH WASHER FOR FIXING STEEL SHEETS

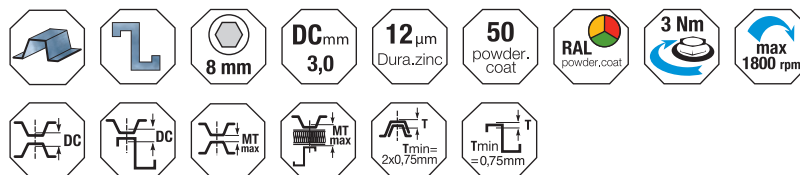
Self-drilling, self-tapping screws made of surface-hardened carbon steel, with a reduced drilling point #2, fine thread and a hex head, with pre-assembled steel washer with vulcanized EPDM.



Intended for fastening profiled construction steel sheets to steel structures and for overlapping construction steel sheets.

Index	Screw			MTmax	Drilling capacity	Washer		Packaging Single/ Qty/Collective [pcs]
	D	L	Sw			DC	Mat.	
	[mm]	[mm]	[mm]		[mm]			
P2594160PL	4.8	16	8	0	3,00	Z	14	250/6/1500
P2594190PL	4.8	19	8	3	3,00	Z	14	250/6/1500
P2594220PL	4.8	22	8	6	3,00	Z	14	250/6/1500
P2594250PL	4.8	25	8	9	3,00	Z	14	250/6/1500
P2594320PL	4.8	32	8	16	3,00	Z	14	250/6/1500
P2594350PL	4.8	35	8	19	3,00	Z	14	250/6/1500
P2594450PL	4.8	45	8	29	3,00	Z	14	250/6/1500
P2594550PL	4.8	55	8	39	3,00	Z	14	250/4/1000

Thickness of fixed elements MTmax is given for the maximum allowable thickness of the substrate.



Self-drilling, self-tapping screws made of surface-hardened carbon steel, galvanized, with a drilling point, fine thread and a oval head with TX-25 socket.

GT 3 PH

SELF-DRILLING SCREWS WITHOUT WASHER FOR FIXING STEEL SHEETS

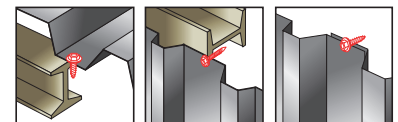
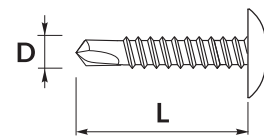
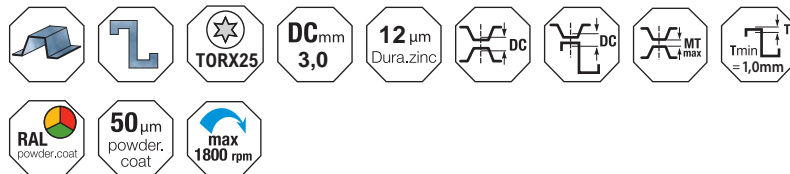
Intended for fastening profiled construction steel sheets to steel structures and for overlapping construction steel sheets.

Index	Screw			MTmax	Drilling capacity DC	Washer		Packaging Single/ Qty/Collective [pcs]
	D	L	Sw			Mat.	Size	
	[mm]	[mm]	[mm]	[mm]	-	[mm]		
P150173PH	4,8	19	25	6	3	-	-	500
P150213PH	4,8	22	25	9	3	-	-	500

Thickness of fixed elements MTmax is given for the maximum allowable thickness of the substrate.



ETA
ETA-12/0580



Self-drilling, self-tapping screws made of surface-hardened carbon steel, galvanized, with a drilling point, fine thread and a oval head with TX-25 socket. Screw with pre-assembled steel washer with vulcanized EPDM.

GT 3 PH Z14

SELF-DRILLING SCREWS WITHOUT WASHER FOR FIXING STEEL SHEETS

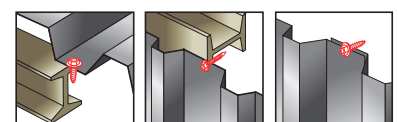
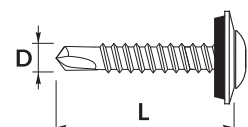
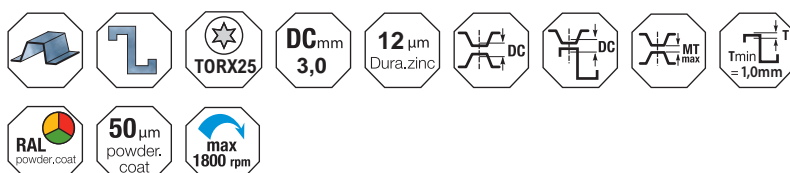
Intended for fastening profiled construction steel sheets to steel structures and for overlapping construction steel sheets.

Index	Screw			MTmax	Drilling capacity DC	Washer		Packaging Single/ Qty/Collective [pcs]
	D	L	Sw			Mat.	Size	
	[mm]	[mm]	[mm]	[mm]	-	[mm]		
P2594190PH	4,8	19	25	3	3	Z	14	250
P2594220PH	4,8	22	25	6	3	Z	14	250

Thickness of fixed elements MTmax is given for the maximum allowable thickness of the substrate.



ETA
ETA-12/0580



GT 3 HD

SELF-DRILLING SCREWS WITHOUT WASHER FOR FIXING STEEL SHEETS

Self-drilling, self-tapping screws made of surface-hardened carbon steel, galvanized, with a reduced drilling point #2, fine thread and a hex head, without a washer.



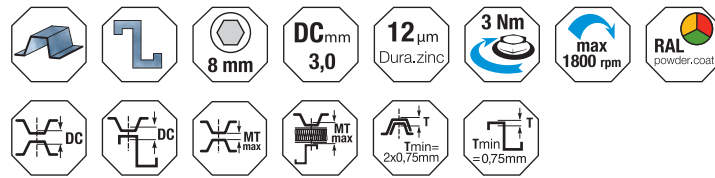
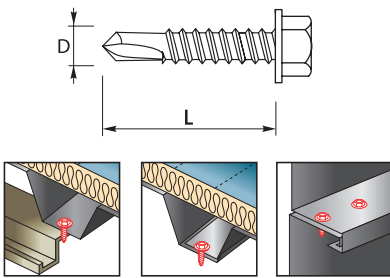
KOT-2018/0680



Intended for fastening profiled construction steel sheets to steel structures and for overlapping construction steel sheets.

Index	Screw			MTmax	Drilling capacity DC	Packaging Single/ Qty/Collective [pcs]
	D	L	Sw			
	[mm]	[mm]	[mm]	[mm]	[mm]	
P15025GT33PL	5.5	25	8	11	3,00	500/6/3000
P15032GT33PL	5.5	32	8	18	3,00	500/4/2000
P15038GT33PL	5.5	38	8	24	3,00	500/4/2000
P15050GT33PL	5.5	50	8	36	3,00	250/4/1000

Thickness of fixed elements MTmax is given for the maximum allowable thickness of the substrate.



GT 3 HD Z14

SELF-DRILLING SCREWS WITH WASHER FOR FIXING STEEL SHEETS

Self-drilling, self-tapping screws made of surface-hardened carbon steel, galvanized, drilling point #2, with fine thread and hex head, with pre-assembled steel washer with vulcanized EPDM.



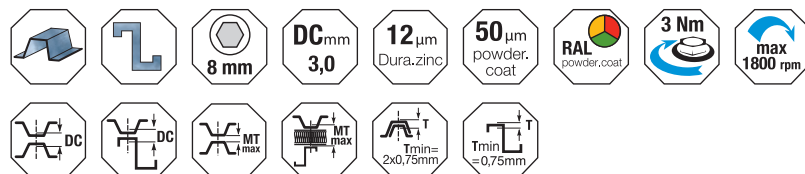
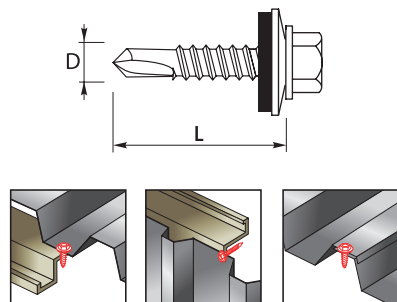
KOT-2018/0680



Intended for fastening profiled construction steel sheets to steel structures and for overlapping thick construction steel sheets.

Index	Screw			MTmax	Drilling capacity DC	Washer		Packaging Single/ Qty/Collective [pcs]
	D	L	Sw			Mat.	Size	
	[mm]	[mm]	[mm]	[mm]	-	[mm]		
P15025GT30PL	5.5	25	8	8	3,00	Z	14	250/6/1500
P15032GT30PL	5.5	32	8	15	3,00	Z	14	250/6/1500
P15038GT30PL	5.5	38	8	21	3,00	Z	14	250/4/1000
P15050GT30PL	5.5	50	8	33	3,00	Z	14	250/4/1000

Thickness of fixed elements MTmax is given for the maximum allowable thickness of the substrate.



Self-drilling, self-tapping screws made of surface-hardened carbon steel, with drilling point #2, fine thread and a hex head, without a washer. Additional corrosion protection: gRey.coat.

GTR 3

SELF-DRILLING SCREWS WITHOUT WASHER FOR FIXING STEEL SHEETS

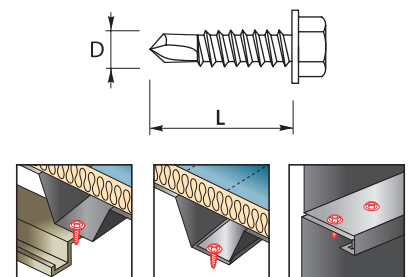
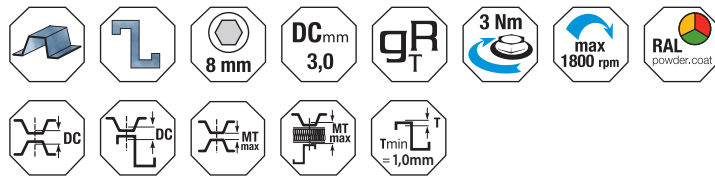
Intended for fastening profiled construction steel sheets to steel structures and for overlapping construction steel sheets.

Index	Screw			MTmax	Drilling capacity	Packaging Single/ Qty/Collective [pcs]
	D	L	Sw		DC	
	[mm]	[mm]	[mm]	[mm]		
P15015R3PL	4.8	16	8	3	3,00	1000/4/4000
P15017R3PL	4.8	19	8	6	3,00	1000/4/4000
P15023R3PL	4.8	25	8	12	3,00	1000/4/4000

Thickness of fixed elements MTmax is given for the maximum allowable thickness of the substrate.



ETA
ETA-12/0580



Self-drilling, self-tapping screws made of surface-hardened carbon steel, with a drilling point #2, fine thread and a hex head, with an pre-assembled washer with vulcanized EPDM. Additional corrosion protection: gRey.coat.

GTR 3 A14

WASHER FOR FIXING STEEL SHEETS

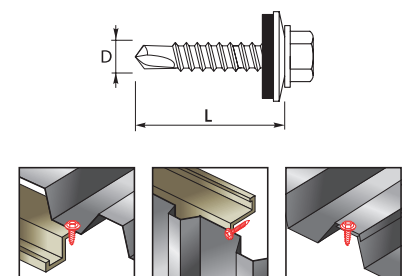
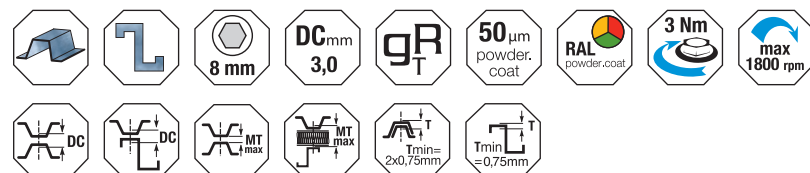
Intended for fastening profiled construction steel sheets to steel structures and for overlapping construction steel sheets.

Index	Screw			MTmax	Drilling capacity	Washer		Packaging Single/ Qty/Collective [pcs]
	D	L	Sw			Mat.	Size	
	[mm]	[mm]	[mm]	[mm]	[mm]	-	[mm]	
P259416A14ROPL	4.8	16	8	1	3,00	A	14	250/6/1500
P259419A14ROPL	4.8	19	8	3	3,00	A	14	250/6/1500
P259425A14ROPL	4.8	25	8	9	3,00	A	14	250/6/1500

Thickness of fixed elements MTmax is given for the maximum allowable thickness of the substrate.



ETA
ETA-12/0580



GTS-STAR

SELF-DRILLING SCREWS FOR FIXING STEEL PROFILES

Self-drilling, self-tapping screws made of surface-hardened carbon steel, with drilling point #2, fine thread and a hex head, without a washer. Additional corrosion protection: gRey.coat.



KOT-2018/0680



Intended for fastening thin steel profiles.

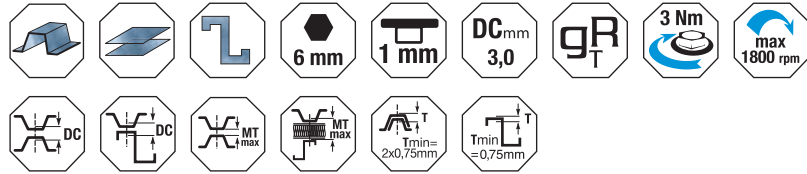
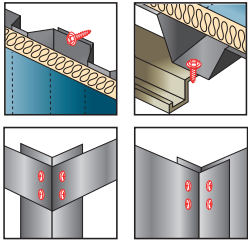
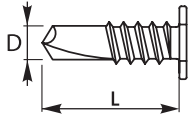
Flat head provides good contact of drywall to steel structure. The threaded part under the head enables correct fastening of one element to another.

Index	Screw			MTmax	Drilling capacity	Packaging Single/ Qty/Collective [pcs]
	D	L	Sw		DC	
	[mm]	[mm]	[mm]		[mm]	
P150153S0PL	4,8	16	6	4	3,00	500/8/4000

Thickness of fixed elements MTmax is given for the maximum allowable thickness of the substrate.

Installation with a dedicated ETANCO bit.

Accessories - page 83.



GTX 3

BIMETAL STAINLESS STEEL SCREWS WITHOUT WASHER FOR FIXING THE STEEL SHEETS

Self-drilling, self-tapping screws made of austenitic stainless steel (BIMETAL), with drilling point #2, fine thread and a hex head, without a washer.



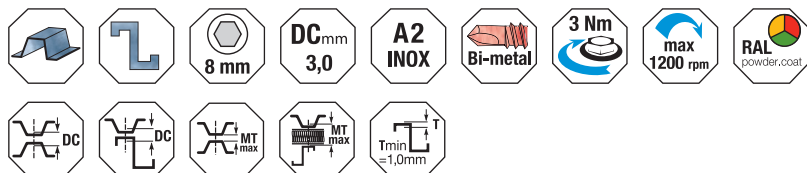
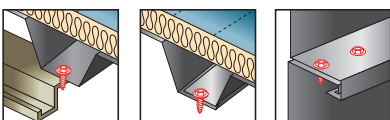
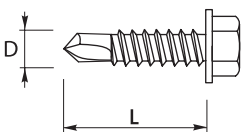
ETA-12/0580



Intended for fastening profiled construction steel sheets to steel structures and for overlapping thick construction steel sheets in aggressive environments.

Index	Screw			MTmax	Drilling capacity	Packaging Single/ Qty/Collective [pcs]
	D	L	Sw		DC	
	[mm]	[mm]	[mm]		[mm]	
P170223PL	4,8	25	8	13	3,00	500/6/3000

Thickness of fixed elements MTmax is given for the maximum allowable thickness of the substrate.



Self-drilling, self-tapping screws made of austenitic stainless steel (BIMETAL), with drilling point #2, fine thread and a hex head, with pre-assembled stainless washer with vulcanized EPDM layer.

GTX 3 S14

BIMETAL STAINLESS STEEL SELF DRILLING SCREWS WITH WASHER FOR STEEL SHEETS FIXING

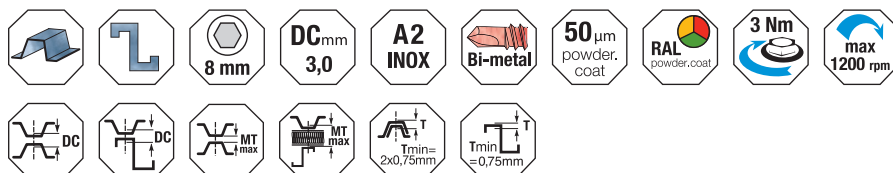
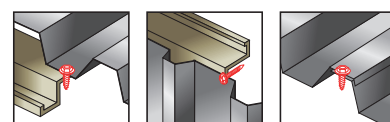
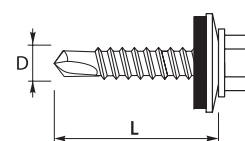
Intended for fastening profiled construction steel sheets to thin steel structures and for overlapping of construction steel sheets.

Index	Screw			MTmax	Drilling capacity	Washer		Packaging Single/ Qty/Collective [pcs]
	D	L	Sw			Mat.	Size	
	[mm]	[mm]	[mm]		[mm]	-	-	
P170220PL	4,8	25	8	10	3,00	S	14	250/6/1500

Thickness of fixed elements MTmax is given for the maximum allowable thickness of the substrate.



ETA
ETA-12/0580



Self-drilling, self-tapping screws made of surface-hardened carbon steel, with drilling point #3, fine thread and a hex head, with flange.

GT 5 FH

SCREWS WITH FLANGE HEAD FOR FIXING STEEL SHEETS

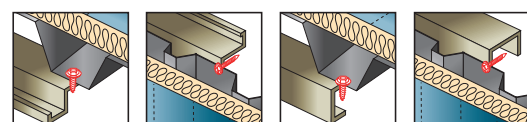
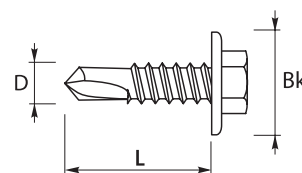
Intended for fastening construction profiled steel sheets to steel structures in specific application types.

Index	Screw				MTmax	Drilling capacity	Packaging Single/ Qty/Collective [pcs]
	D	L	Sw	Bk			
	[mm]	[mm]	[mm]	[mm]		[mm]	
P15019FH3PL	5.5	19	8	15	3	5.00	500/4/2000
P15025FH3PL	5.5	25	8	15	9	5.00	500/4/2000

Thickness of fixed elements MTmax is given for the maximum allowable thickness of the substrate.



ETA
ETA-12/0580



GT 5

SELF-DRILLING SCREWS WITHOUT WASHER FOR FIXING STEEL SHEETS

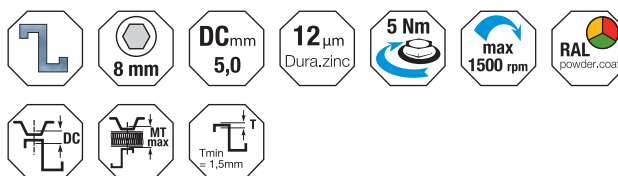
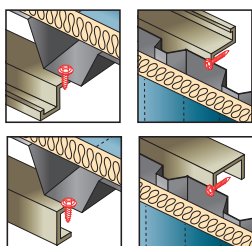
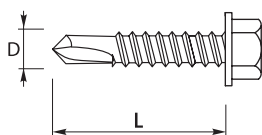
Self-drilling, self-tapping screws made of surface-hardened carbon steel, galvanized, with drilling point #3, fine thread and a hex head, without a washer.

Intended for fastening construction profiled steel sheets to steel structures.



Index	Screw			MTmax	Drilling capacity	Packaging Single/ Qty/Collective [pcs]
	D	L	Sw		DC	
	[mm]	[mm]	[mm]	[mm]		
P150193PL	5.5	19	8	3	5.00	500/6/3000
P150253PL	5.5	25	8	9	5.00	500/6/3000
P150323PL	5.5	32	8	16	5.00	500/4/2000
P150383PL	5.5	38	8	22	5.00	500/4/2000
P150503PL	5.5	50	8	34	5.00	250/4/1000
P150603PL	5.5	60	8	44	5.00	250/4/1000
P150703PL	5.5	70	8	54	5.00	250/4/1000

Thickness of fixed elements MTmax is given for the maximum allowable thickness of the substrate.



Self-drilling, self-tapping screws made of surface-hardened carbon steel, galvanized, drilling point #3, with fine thread and hex washer head, with pre-assembled steel washer with vulcanized EPDM layer.

GT 5 Z14/Z16

SELF-DRILLING SCREWS WITH WASHER FOR FIXING STEEL SHEETS

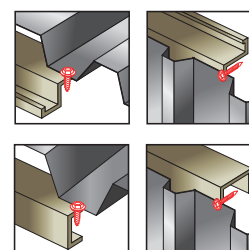
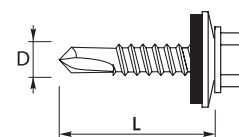
Intended for fastening construction profiled steel sheets to steel structures.

Index	Screw			MTmax	Drilling capacity	Washer		Packaging Single/ Qty/Collective [pcs]
	D	L	Sw			Mat.	Size	
	[mm]	[mm]	[mm]		[mm]	[mm]	-	
P150190PL	5.5	19	8	0	5.00	Z	14	250/6/1500
P150250PL	5.5	25	8	6	5.00	Z	14	250/6/1500
P150320PL	5.5	32	8	13	5.00	Z	14	250/6/1500
P150380PL	5.5	38	8	19	5.00	Z	14	250/4/1000
P150500PL	5.5	50	8	31	5.00	Z	14	250/4/1000
P150600PL	5.5	60	8	41	5.00	Z	14	100/6/600
P150700PL	5.5	70	8	51	5.00	Z	14	100/6/600
P15019160PL	5.5	19	8	0	5.00	Z	16	250/6/1500
P15025160PL	5.5	25	8	6	5.00	Z	16	250/6/1500
P15032160PL	5.5	32	8	13	5.00	Z	16	250/6/1500
P15038160PL	5.5	38	8	19	5.00	Z	16	250/4/1000
P15050160PL	5.5	50	8	31	5.00	Z	16	250/4/1000
P15060160PL	5.5	60	8	41	5.00	Z	16	100/6/600
P15070160PL	5.5	70	8	51	5.00	Z	16	100/6/600

Thickness of fixed elements MTmax is given for the maximum allowable thickness of the substrate.



ETA
ETA-12/0580

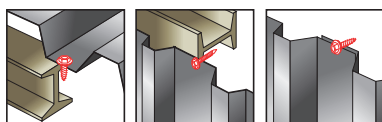
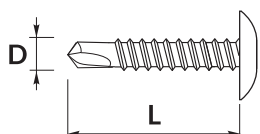


GT 5 PH

SELF-DRILLING SCREWS WITH WASHER FOR FIXING STEEL SHEETS

Self-drilling, self-tapping screws made of surface-hardened carbon steel, galvanized, with a drilling point, fine thread and a oval head with TX-25 socket.

EOTA
ETA-12/0580



Intended for fastening construction profiled steel sheets to steel structures.

Index	Screw			MTmax	Drilling capacity	Washer		Packaging Single/ Qty/Collective [pcs]
	D	L	Sw			Mat.	Size	
	[mm]	[mm]	[mm]		[mm]	DC	-	
P150193PH	5,5	19	25	3	5	-	-	500
P150253PH	5,5	25	25	9	5	-	-	500

Thickness of fixed elements MTmax is given for the maximum allowable thickness of the substrate.

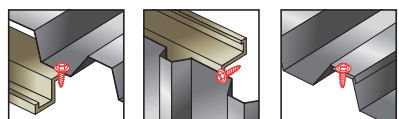
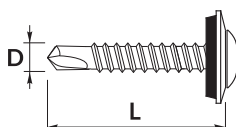


GT 5 PH Z14

SELF-DRILLING SCREWS WITH WASHER FOR FIXING STEEL SHEETS

Self-drilling, self-tapping screws made of surface-hardened carbon steel, galvanized, with a drilling point, fine thread and a oval head with TX-25 socket. Screw with pre-assembled steel washer with vulcanized EPDM.

EOTA
ETA-12/0580



Intended for fastening construction profiled steel sheets to steel structures.

Index	Screw			MTmax	Drilling capacity	Washer		Packaging Single/ Qty/Collective [pcs]
	D	L	Sw			Mat.	Size	
	[mm]	[mm]	[mm]		[mm]	DC	-	
P150190PH	5,5	19	25	0	5	Z	14	250
P150250PH	5,5	25	25	6	5	Z	14	250

Thickness of fixed elements MTmax is given for the maximum allowable thickness of the substrate.



Self-drilling, self-tapping screws made of surface-hardened carbon steel, with drilling point #3, fine thread and a hex head, without a washer. Additional corrosion protection: gRey.coat.

GTR 5

SELF-DRILLING SCREWS WITHOUT WASHER FOR FIXING STEEL SHEETS

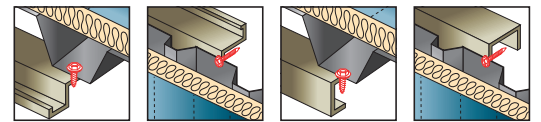
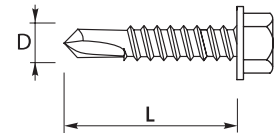
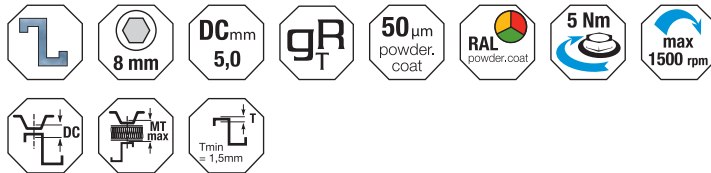
Intended for fastening construction profiled steel sheets to steel structures.

Index	Screw			MTmax	Drilling capacity	Packaging Single/ Qty/Collective [pcs]
	D	L	Sw			
	[mm]	[mm]	[mm]	[mm]	[mm]	
P15025R3PL	5.5	25	8	9	5.00	500/6/3000
P15032R3PL	5.5	32	8	16	5.00	500/4/2000

Thickness of fixed elements MTmax is given for the maximum allowable thickness of the substrate.



ETA
ETA-12/0580



Self-drilling, self-tapping screws made of surface-hardened carbon steel, with a drilling point #3, fine thread and a hex head, with an pre-assembled washer with vulcanized EPDM. Additional corrosion protection: gRey.coat.

GTR 5 A14/A16

SELF-DRILLING SCREWS WITH WASHER FOR FIXING STEEL SHEETS

Intended for fastening construction profiled steel sheets to steel structures.

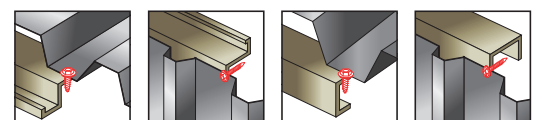
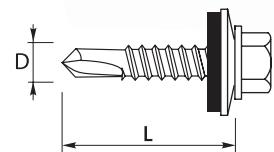
Index	Screw			MTmax	Drilling capacity	Washer		Packaging Single/ Qty/Collective [pcs]
	D	L	Sw			Mat.	Size	
	[mm]	[mm]	[mm]	[mm]	[mm]	-	[mm]	
P15025A14ROPL	5.5	25	8	6	5.00	A	14	250/6/1500
P15032A14ROPL	5.5	32	8	13	5.00	A	14	250/6/1500
P15025A16ROPL*	5.5	25	8	6	5.00	A	16	250/6/1500
P15032A16ROPL*	5.5	32	8	13	5.00	A	16	250/6/1500

*Not included in CE

Thickness of fixed elements MTmax is given for the maximum allowable thickness of the substrate.



ETA
ETA-12/0580



GTX 5

BIMETAL, SELF-DRILLING STAINLESS STEEL SCREWS WITHOUT WASHER FOR FIXING STEEL SHEETS

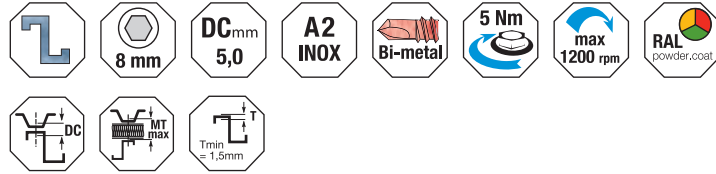
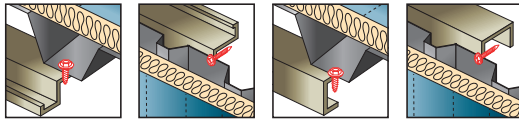
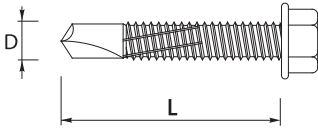
Self-drilling, self-tapping screws made of austenitic stainless steel (BIMETAL), with drilling point #3, fine thread and a hex head, without a washer.

Intended for fastening construction profiled steel sheets to steel structures in aggressive environments.



Index	Screw			MTmax	Drilling capacity DC	Packaging Single/ Qty/Collective [pcs]
	D	L	Sw			
	[mm]	[mm]	[mm]	[mm]	[mm]	
P170263PL	5.5	25	8	8	5.00	500/6/3000
P170323PL	5.5	32	8	15	5.00	500/6/3000
P170383PL	5.5	38	8	21	5.00	500/4/2000
P170503PL	5.5	50	8	33	5.00	250/4/1000

Thickness of fixed elements MTmax is given for the maximum allowable thickness of the substrate.



GTX 5 S14/S16

BIMETAL, SELF-DRILLING STAINLESS STEEL SCREWS WITH WASHER FOR FIXING STEEL SHEETS

Self-drilling, self-tapping screws made of austenitic stainless steel (BIMETAL), with drilling point #3, fine thread and a hex head, with an pre-assembled stainless steel washer with vulcanized EPDM layer.

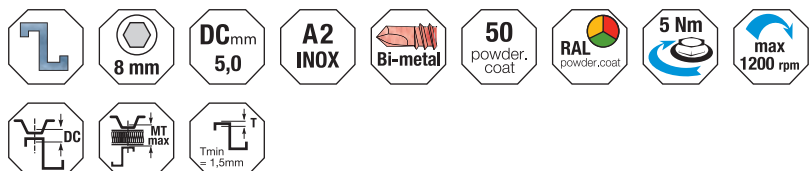
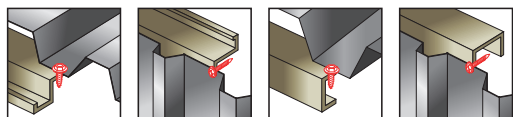
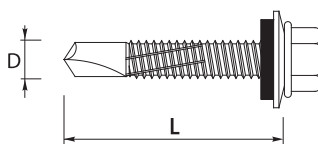
Intended for fastening construction profiled steel sheets to steel structures in aggressive environments.



Index	Screw			MTmax	Drilling capacity DC	Washer		Packaging Single/ Qty/Collective [pcs]
	D	L	Sw			Mat.	Size	
	[mm]	[mm]	[mm]	[mm]	-	[mm]		
P170260PL	5.5	25	8	5	5.00	S	14	250/6/1500
P170320PL	5.5	32	8	12	5.00	S	14	250/6/1500
P170380PL	5.5	38	8	18	5.00	S	14	250/6/1500
P170500PL	5.5	50	8	30	5.00	S	14	100/6/600
P17026160PL*	5.5	25	8	5	5.00	S	16	250/6/1500
P17032160PL*	5.5	32	8	12	5.00	S	16	250/6/1500
P17038160PL*	5.5	38	8	18	5.00	S	16	250/6/1500
P17050160PL*	5.5	50	8	30	5.00	S	16	100/6/600

*Not included in CE

Thickness of fixed elements MTmax is given for the maximum allowable thickness of the substrate.



Self-drilling, self-tapping screws made of surface-hardened carbon steel, galvanized, with a reduced drilling point #3, fine thread and a hex head, without a washer.

GT 6

SELF-DRILLING SCREWS WITHOUT WASHER FOR FIXING STEEL SHEETS

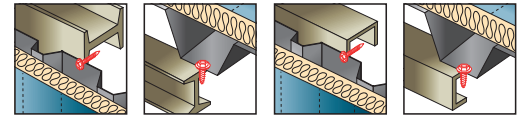
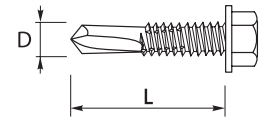
Intended for fastening construction profiled steel sheets to steel structures.

Index	Screw			MTmax	Drilling capacity DC	Packaging Single/ Qty/Collective [pcs]
	D	L	Sw			
	[mm]	[mm]	[mm]	[mm]	[mm]	
P150203PL	6,3	19	10	1	6.00	500/4/2000
P150223PL	6,3	22	10	4	6.00	500/4/2000
P150263PL	6,3	25	10	7	6.00	500/4/2000
P150333PL	6,3	32	10	14	6.00	250/4/1000
P150393PL	6,3	38	10	20	6.00	250/4/1000
P150523PL	6,3	50	10	32	6.00	250/4/1000

Thickness of fixed elements MTmax is given for the maximum allowable thickness of the substrate.



ETA
ETA-12/0580



Self-drilling, self-tapping screws made of surface-hardened carbon steel, with drilling point #3, fine thread and a hex head, with an pre-assembled aluminum washer with vulcanized EPDM.

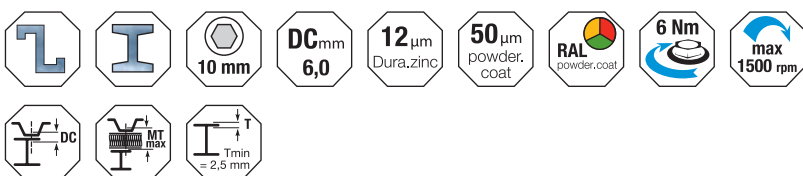
GT 6 Z16

SELF-DRILLING SCREWS WITH WASHER FOR FIXING STEEL SHEETS

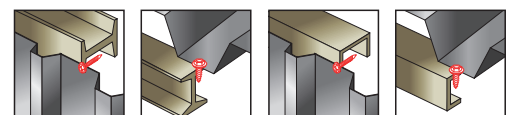
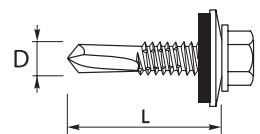
Intended for fastening construction profiled steel sheets to steel structures.

Index	Screw			MTmax	Drilling capacity DC	Washer		Packaging Single/ Qty/Collective [pcs]
	D	L	Sw			Mat.	Size	
	[mm]	[mm]	[mm]	[mm]	[mm]	-	[mm]	
P150520PL	6,3	19	10	0	6.00	Z	16	250/6/1500
P150220PL	6,3	22	10	1	6.00	Z	16	250/6/1500
P150260PL	6,3	25	10	3	6.00	Z	16	250/4/1000
P150330PL	6,3	32	10	10	6.00	Z	16	250/4/1000
P150390PL	6,3	38	10	16	6.00	Z	16	250/4/1000
P150520PL	6,3	50	10	28	6.00	Z	16	100/6/600

Thickness of fixed elements MTmax is given for the maximum allowable thickness of the substrate.



ETA
ETA-12/0580



GT 8

SELF-DRILLING SCREWS WITHOUT WASHER FOR FIXING STEEL SHEETS

Self-drilling, self-tapping screws made of surface-hardened carbon steel, galvanized, with drilling point #4, fine thread and a hex head, without a washer.

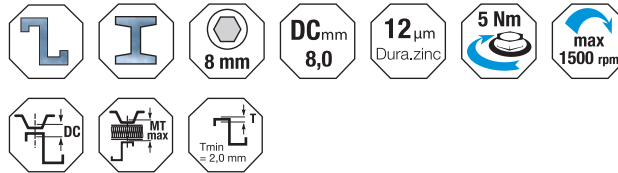
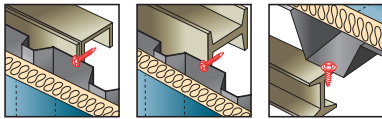
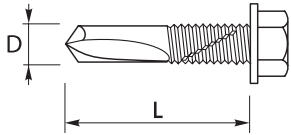
Intended for fastening construction profiled steel sheets to steel structures.

EOTA
ETA-12/0580



Index	Screw			MTmax	Drilling capacity	Packaging Single/ Qty/Collective [pcs]
	D	L	Sw		DC	
	[mm]	[mm]	[mm]	[mm]		
P150243PL	5,5	24	8	3	8.00	500/6/3000

Thickness of fixed elements MTmax is given for the maximum allowable thickness of the substrate.



GT 8 Z14/Z16

SELF-DRILLING SCREWS WITH WASHER FOR FIXING STEEL SHEETS

Self-drilling, self-tapping screws made of surface-hardened carbon steel, galvanized, drilling point #4, with fine thread and hex head, with pre-assembled steel washer with vulcanized EPDM.

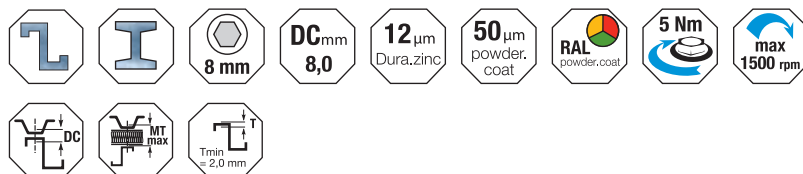
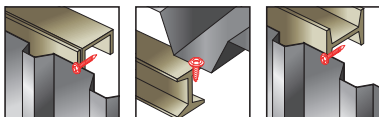
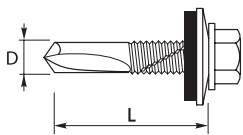
Intended for fastening construction profiled steel sheets to steel structures.

EOTA
ETA-12/0580



Index	Screw			MTmax	Drilling capacity DC	Washer		Packaging Single/ Qty/Collective [pcs]
	D	L	Sw			Mat.	Size	
	[mm]	[mm]	[mm]	[mm]	-	[mm]		
P150240PL	5,5	24	8	1	8.00	Z	14	250/6/1500
P15024160PL	5,5	24	8	1	8.00	Z	16	250/6/1500

Thickness of fixed elements MTmax is given for the maximum allowable thickness of the substrate.



Self-drilling, self-tapping screws made of surface-hardened carbon steel, with drilling point #4, fine thread and a hex head, without a washer. Additional corrosion protection: gRey.coat.

GTR 8

SELF-DRILLING SCREWS WITHOUT WASHER FOR FIXING STEEL SHEETS

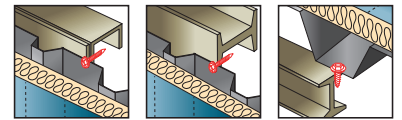
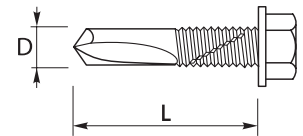
Intended for fastening construction profiled steel sheets to steel structures.

Index	Screw			MTmax	Drilling capacity	Packaging
	D	L	Sw		DC	
	[mm]	[mm]	[mm]	[mm]	[mm]	Single/Qty/Collective [pcs]
P15024R3PL	5,5	24	8	3	8.00	500/6/3000

Thickness of fixed elements MTmax is given for the maximum allowable thickness of the substrate.



ETA
ETA-12/0580



Self-drilling, self-tapping screws made of surface-hardened carbon steel, drilling point #4, with fine thread and hex head, with pre-assembled aluminum washer with vulcanized EPDM. Additional corrosion protection: gRey.coat.

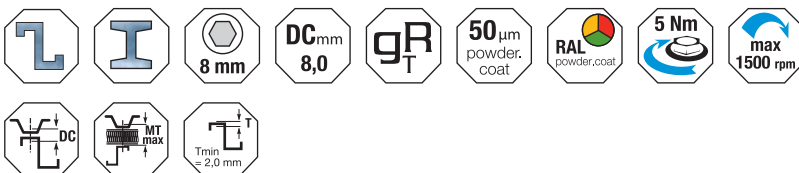
GTR 8 A14/A16

SELF-DRILLING SCREWS WITH WASHER FOR FIXING STEEL SHEETS

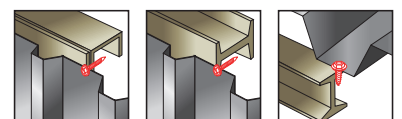
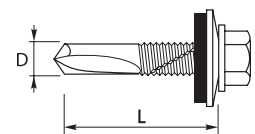
Intended for fastening construction profiled steel sheets to steel structures.

Index	Screw			MTmax	Drilling capacity	Washer		Packaging
	D	L	Sw		DC	Mat.	Size	
	[mm]	[mm]	[mm]	[mm]	[mm]	-	-	Single/Qty/Collective [pcs]
P15024A14R0PL	5,5	24	8	1	8.00	A	14	250/6/1500
P15024A16R0PL	5,5	24	8	1	8.00	A	16	250/6/1500

Thickness of fixed elements MTmax is given for the maximum allowable thickness of the substrate.



ETA
ETA-12/0580

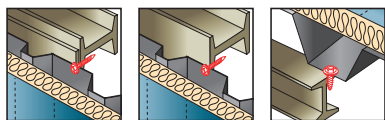
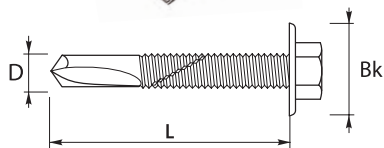


GT 12 FH

FASTENERS WITH FLANGE HEAD FOR FIXING STEEL SHEETS

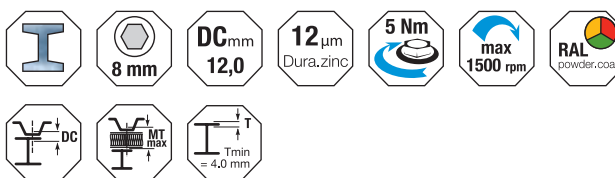
Self-drilling, self-tapping screws made of surface-hardened carbon steel, galvanized, with drilling point #5, fine thread and a hex head, with flange.

Intended for fastening construction profiled steel sheets to steel structures.



Index	Screw				MTmax	Drilling capacity	Packaging Single/ Qty/Collective [pcs]
	D	L	Sw	Bk		DC	
	[mm]	[mm]	[mm]	[mm]	[mm]		
P150373PL	5,5	35	8	14	4	12.00	500/4/2000

Thickness of fixed elements MTmax is given for the maximum allowable thickness of the substrate.

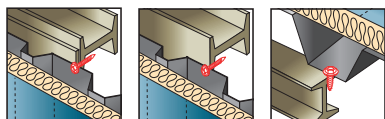
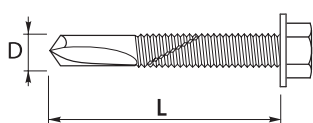


GT 12

SELF-DRILLING SCREWS WITHOUT WASHER FOR FIXING STEEL SHEETS

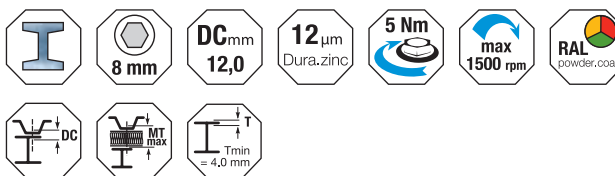
Self-drilling, self-tapping screws made of surface-hardened carbon steel, galvanized, with a reduced drilling point #5, fine thread and a hex head, without a washer.

Intended for fastening construction profiled steel sheets to steel structures.



Index	Screw			MTmax	Drilling capacity	Packaging Single/ Qty/Collective [pcs]
	D	L	Sw		DC	
	[mm]	[mm]	[mm]	[mm]		
P150353PL	5,5	35	8	4	12.00	500/4/2000

Thickness of fixed elements MTmax is given for the maximum allowable thickness of the substrate.



Self-drilling, self-tapping screws made of surface-hardened carbon steel, galvanized, drilling point #5, with fine thread and hex head, with pre-assembled steel washer with vulcanized EPDM.

GT 12 Z14/Z16

SELF-DRILLING SCREWS WITH WASHER FOR FIXING STEEL SHEETS

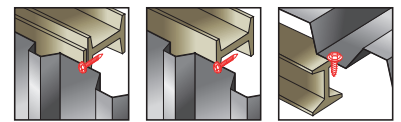
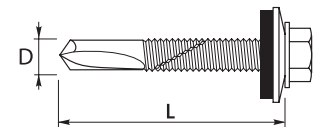
Intended for fastening construction profiled steel sheets to steel structures.

Index	Screw			MTmax	Drilling capacity	Washer		Packaging Single/ Qty/Collective [pcs]
	D	L	Sw			Mat.	Size	
	[mm]	[mm]	[mm]		[mm]	[mm]	[mm]	
P150350PL	5,5	35	8	1	12.00	Z	14	250/6/1500
P15035160PL	5,5	35	8	1	12.00	Z	16	250/6/1500
P15035190PL	5,5	35	8	1	12.00	Z	19	250/6/1500

Thickness of fixed elements MTmax is given for the maximum allowable thickness of the substrate.



ETA
ETA-12/0580



Self-drilling, self-tapping screws made of surface-hardened carbon steel, with drilling point #5, fine thread and a hex head, without a washer. Additional corrosion protection: gRey.coat.

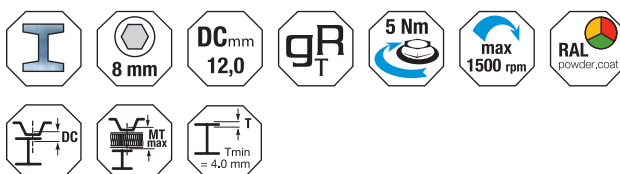
GTR 12

SELF-DRILLING SCREWS WITHOUT WASHER FOR FIXING STEEL SHEETS

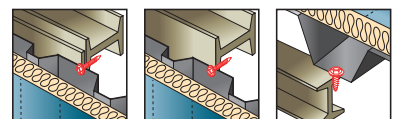
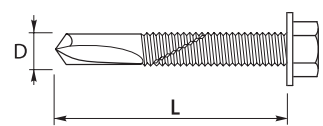
Intended for fastening construction profiled steel sheets to steel structures.

Index	Screw			MTmax	Drilling capacity	Packaging Single/ Qty/Collective [pcs]
	D	L	Sw			
	[mm]	[mm]	[mm]		[mm]	
P15035R3PL	5,5	35	8	4	12.00	500/4/2000
P15051R3PL	5.5	51	8	20	12.00	250/6/1500
P15067R3PL	5.5	67	8	36	12.00	250/4/1000

Thickness of fixed elements MTmax is given for the maximum allowable thickness of the substrate.



ETA
ETA-12/0580



GTR 12 A14/A16

SELF-DRILLING SCREWS WITH WASHER FOR FIXING STEEL SHEETS

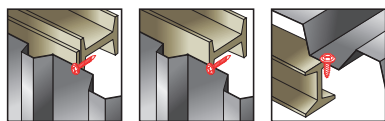
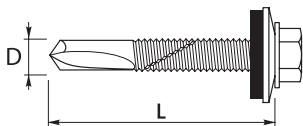
Self-drilling, self-tapping screws made of surface-hardened carbon steel, with drilling point #5, fine thread and a hex head, with pre-assembled aluminum washer with vulcanized EPDM layer. Additional corrosion protection: gRey.coat.

Intended for fastening construction profiled steel sheets to steel structures.



Index	Screw			MTmax	Drilling capacity	Washer		Packaging Single/ Qty/Collective [pcs]
	D	L	Sw			DC	Mat.	
	[mm]	[mm]	[mm]		[mm]	-	[mm]	
P15035A14R0PL	5.5	35	8	1	12.00	A	14	250/6/1500
P15051A14R0PL	5.5	51	8	17	12.00	A	14	100/6/600
P15067A14R0PL	5.5	67	8	33	12.00	A	14	100/6/600
P15035A16R0PL	5.5	35	8	1	12.00	A	16	250/6/1500
P15051A16R0PL	5.5	51	8	16	12.00	A	16	100/6/600
P15067A16R0PL	5.5	67	8	32	12.00	A	16	100/6/600

Thickness of fixed elements MTmax is given for the maximum allowable thickness of the substrate.



GTX 12 S14/S16

BIMETAL SELF-DRILLING STAINLESS STEEL SCREWS WITH WASHER FOR FIXING STEEL SHEETS

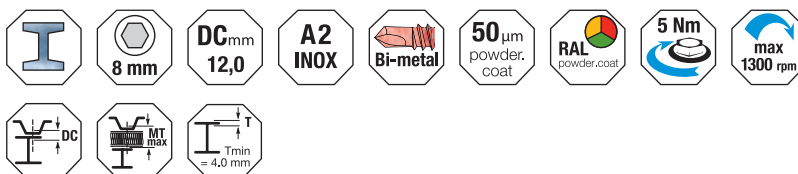
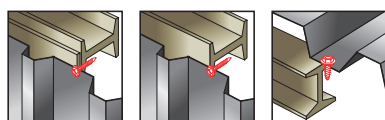
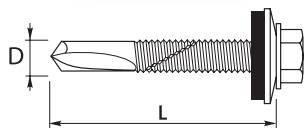
Self-drilling, self-tapping screws made of austenitic stainless steel (BIMETAL), with drilling point #5, fine thread and a hex head, with pre-assembled stainless steel washer with vulcanized EPDM layer.

Intended for fastening construction profiled steel sheets to steel structures in aggressive environments.



Index	Screw			MTmax	Drilling capacity	Washer		Packaging Single/ Qty/Collective [pcs]
	D	L	Sw			DC	Mat.	
	[mm]	[mm]	[mm]		[mm]	-	[mm]	
P170400PL	5,5	40	8	6	12.00	S	14	250/6/1500

Thickness of fixed elements MTmax is given for the maximum allowable thickness of the substrate.



GTX 12

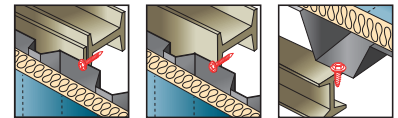
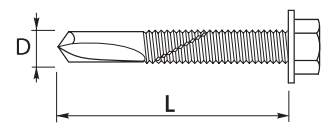
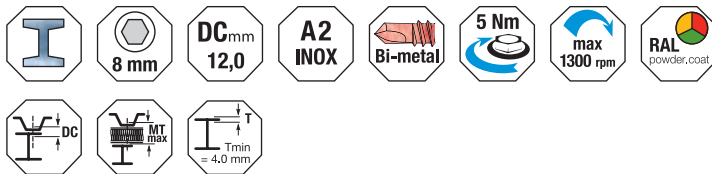
BIMETAL, SELF-DRILLING STAINLESS STEEL SCREWS WITHOUT WASHER FOR FIXING STEEL SHEETS

Self-drilling, self-tapping screws made of austenitic stainless steel (BIMETAL), with drilling point #5, fine thread and a hex head, without a washer.

Intended for fastening construction profiled steel sheets to steel structures in aggressive environments.

Index	Screw			MTmax	Drilling capacity	Packaging Single/ Qty/Collective [pcs]
	D	L	Sw		DC	
	[mm]	[mm]	[mm]		[mm]	
P170403PL	5,5	40	8	9	12.00	250/6/1500

Thickness of fixed elements MTmax is given for the maximum allowable thickness of the substrate.



Self-drilling, self-tapping screws made of surface-hardened carbon steel, with drilling point #6, fine thread and a hex head, without a washer. Additional corrosion protection: gRey.coat.

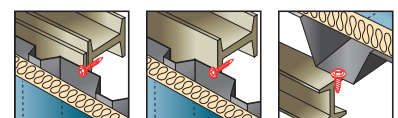
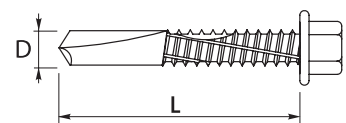
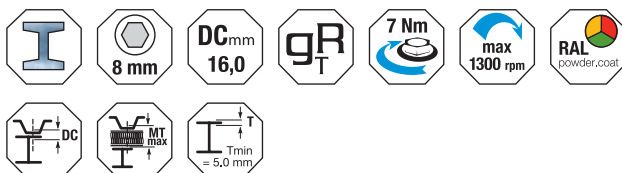
GTR 16

SELF-DRILLING SCREWS WITHOUT WASHER FOR FIXING STEEL SHEETS

Intended for fastening construction profiled steel sheets to thick steel structures.

Index	Screw			MTmax	Drilling capacity	Packaging Single/ Qty/Collective [pcs]
	D	L	Sw		DC	
	[mm]	[mm]	[mm]		[mm]	
P157040GC3PL	6,3	40	8	3	16.00	250/6/1500

Thickness of fixed elements MTmax is given for the maximum allowable thickness of the substrate.



GTR 16 A16

SELF-DRILLING SCREWS WITH WASHER FOR FIXING STEEL SHEETS

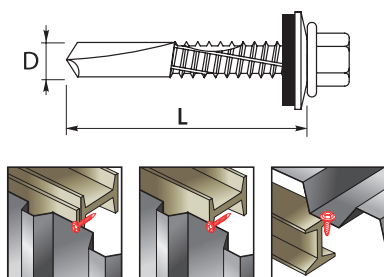
Self-drilling, self-tapping screws made of surface-hardened carbon steel, drilling point #6, with fine thread and hex head, with pre-assembled aluminum washer with vulcanized EPDM. Additional corrosion protection: gRey.coat.

Intended for fastening construction profiled steel sheets to steel structures.



Index	Screw			MTmax	Drilling capacity	Washer		Packaging Single/ Qty/Collective [pcs]
	D	L	Sw			Mat.	Size	
	[mm]	[mm]	[mm]		[mm]	-	-	
P157040A16GC0PL	6,3	40	8	1	16.00	A	16	250/4/1000

Thickness of fixed elements MTmax is given for the maximum allowable thickness of the substrate.



GTR 25

SELF-DRILLING SCREWS WITHOUT WASHER FOR FIXING STEEL SHEETS

Self-drilling, self-tapping fasteners with a fine thread, made of surface-hardened carbon steel, with a drilling point #8, with a hexagonal head, without a washer. Additional corrosion protection: gRey.coat.

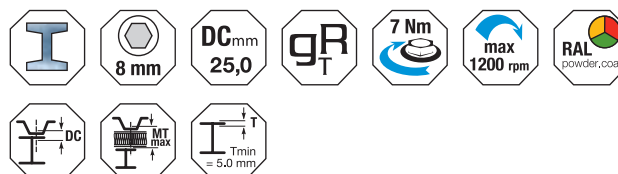
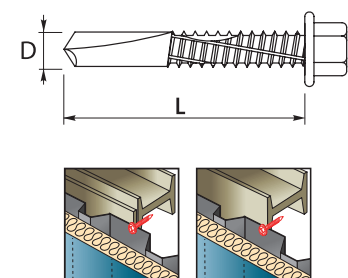
Intended for fastening profiled structural steel sheets for thick steel structures. Intended for use in environment with atmosphere corrosive categories C1, C2, C3, C4 according to PN-EN ISO 12944-2:2001



Index	Screw			MTmax	Drilling capacity	Packaging Single/ Qty/Collective [pcs]
	D	L	Sw			
	[mm]	[mm]	[mm]		[mm]	
P15157R3PL	6,3	57	8	4	25.00	100/4/400

Thickness of fixed elements MTmax is given for the maximum allowable thickness of the substrate.

Due to the high thickness of the substrate and the diversity of materials on the construction site, it is recommended to perform drilling tests each time. Maximum drilling thickness is given for the horizontal position of the screw only.



Self-drilling, self-tapping fasteners with a fine thread, made of surface-hardened carbon steel, with a drilling point #8, with a hexagonal head, with assembled aluminum washer with vulcanized EPDM.
Additional corrosion protection: gRey.coat.

GTR 25 A16

SELF-DRILLING SCREWS WITH WASHER FOR FIXING STEEL SHEETS


Intended for fastening profiled structural steel sheets for thick steel structures.
Intended for use in environment with atmosphere corrosive categories C1, C2, C3, C4 according to PN-EN ISO 12944-2:2001

Index	Screw			MTmax	Drilling capacity	Washer		Packaging Single/ Qty/Collective [pcs]
	D	L	Sw			Mat.	Size	
	[mm]	[mm]	[mm]		[mm]	DC	-	
P15157A16R0PL	6,3	57	8	1	25.00	A	16	100/4/400

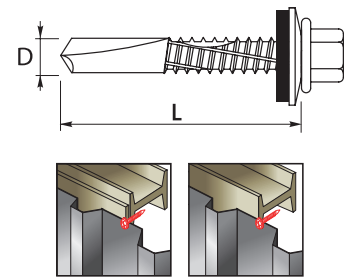
Thickness of fixed elements MTmax is given for the maximum allowable thickness of the substrate.

Due to the high thickness of the substrate and the diversity of materials on the construction site, it is recommended to perform drilling tests each time.

Maximum drilling thickness is given for the horizontal position of the screw only.



ETA
ETA-12/0580



Self-drilling, self-tapping screws made of austenitic stainless steel (BIMETAL), with drilling point #2, fine thread and a hex head, without a washer.

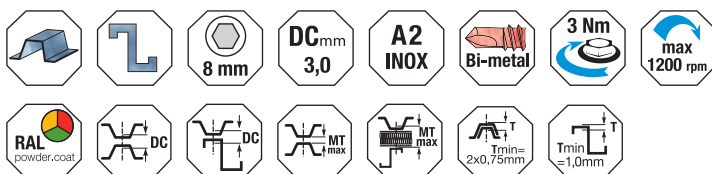
GTX 3 AL

BIMETAL STAINLESS STEEL SCREWS FOR ALUMINUM STRUCTURES

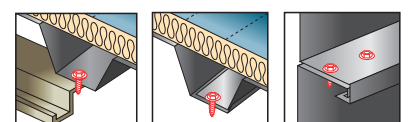
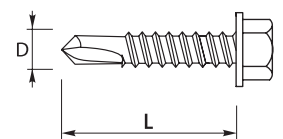
Intended for fastening elements of aluminum structures also for aggressive environments.

Index	Screw			MTmax	Drilling capacity	Packaging Single/ Qty/Collective [pcs]
	D	L	Sw			
	[mm]	[mm]	[mm]		[mm]	
P170193PL	5.5	19	8	5	3.00	500/6/3000
P170233PL	5.5	25	8	11	3.00	500/6/3000
P170373PL	5.5	38	8	24	3.00	500/6/3000

Thickness of fixed elements MTmax is given for the maximum allowable thickness of the substrate.



ETA
ETA-12/0580



GTX 3 AL S14

BIMETAL STAINLESS SCREWS WITH STAINLESS WASHER FOR ALUMINUM STRUCTURES

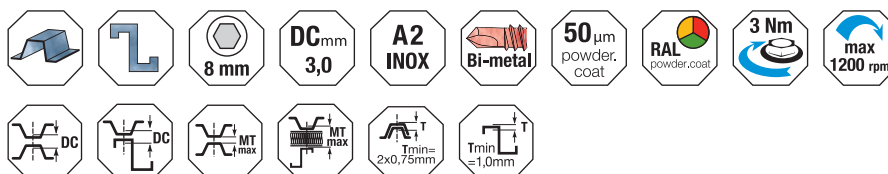
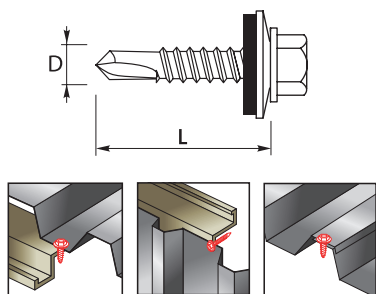
Self-drilling, self-tapping screws made of austenitic stainless steel (BIMETAL), with drilling point #2, fine thread and a hex head, with an pre-assembled stainless steel washer with vulcanized EPDM layer.



Intended for fastening elements of aluminum structures also for aggressive environments.

Index	Screw			MTmax	Drilling capacity	Washer		Packaging Single/ Qty/Collective [pcs]
	D	L	Sw			Mat.	Size	
	[mm]	[mm]	[mm]		[mm]	-	[mm]	
P170190PL	5.5	19	8	2	3.00	S	14	250/6/1500
P170230PL	5.5	25	8	8	3.00	S	14	250/6/1500
P170370PL	5.5	38	8	21	3.00	S	14	250/6/1500

Thickness of fixed elements MTmax is given for the maximum allowable thickness of the substrate.



GTZ 5 AGF S16

SELF-DRILLING SCREWS FOR GLAZING FIXING IN FACADE SYSTEMS


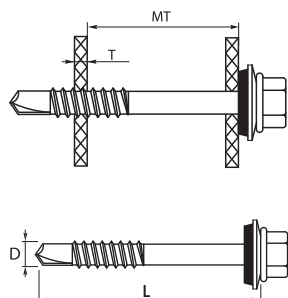
Self-drilling and self-tapping stainless steel screws, with reduced drilling point, fine thread and hex head, with pre-assembled stainless steel washer with vulcanized EPDM.



Screws intended for fastening in aluminum substrate only. Together with the relevant elements of the system, they are used for fastening the mullion-transom façade glazing systems made of aluminum. The length of the screw should be selected depending on the requirements of the system.

Index	Screw			MTmin	MTmax	Drilling capacity	Washer		Packaging Single/ Qty/Collective [pcs]
	D	L	Sw				Mat.	Size	
	[mm]	[mm]	[mm]			[mm]	[mm]	-	
P17404516AGF0PL	5.5	45	8	24	26	5.00	S	16	100/6/600
P17404916AGF0PL	5.5	49	8	28	30	5.00	S	16	100/6/600
P17405316AGF0PL	5.5	53	8	32	34	5.00	S	16	100/6/600
P17405716AGF0PL	5.5	57	8	36	38	5.00	S	16	100/6/600
P17407316AGF0PL	5.5	73	8	52	54	5.00	S	16	100/6/600

Thickness of fixed elements MTmax is given for the maximum allowable thickness of the substrate.



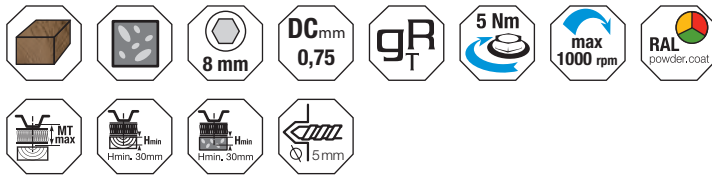
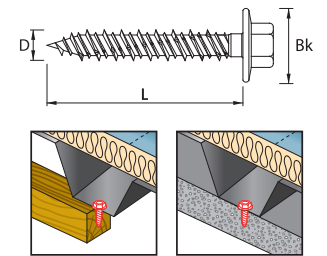
Self-tapping screws made of surface-hardened carbon steel, with cutting point for timber, hilo thread and hex head with flange. Additional corrosion protection: gRey.coat.

GTR W FH

SELF-DRILLING SCREWS WITH FLANGE HEAD FOR FIXING STEEL SHEETS IN CONCRETE OR TIMBER

Intended for fastening profiled steel sheet in concrete and timber substrates. Direct fastening in concrete and timber. Installation in concrete require actual real diameter Ø5 mm pre-drilling.

Index	Screw					MTmax	Drilling capacity	Packaging Single/ Qty/Collective [pcs]
	D	L	Sw	Bk	Anchoring depth			
	[mm]	[mm]	[mm]	[mm]	[mm]		DC	
P159033FHGC3PL	6,4	33	8	15	30	3	0,75	500/1/500
P159041FHGC3PL	6,4	41	8	15	30	11	0,75	500/1/500



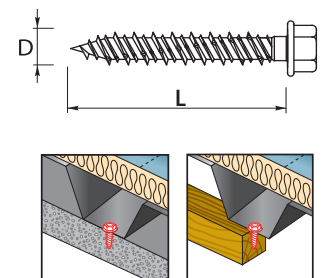
Self-tapping surface-hardened carbon steel screw with cutting point for timber, hilo thread and hex head without washer. Additional corrosion protection: gRey.coat.

GTR W

SELF-DRILLING SCREWS WITHOUT WASHER FOR FIXING STEEL SHEETS IN CONCRETE AND TIMBER

Intended for fastening profiled steel sheet in concrete and timber substrate. Direct fastening in concrete and timber. Installation in concrete require actual real diameter Ø5 mm pre-drilling.

Index	Screw			MTmax	Drilling capacity	Packaging Single/ Qty/Collective [pcs]
	D	L	Sw			
	[mm]	[mm]	[mm]		[mm]	
P159041GC3PL	6,4	41	8	11	0,75	500/1/500
P159057GC3PL	6,4	57	8	27	0,75	500/1/500



GTR W A16

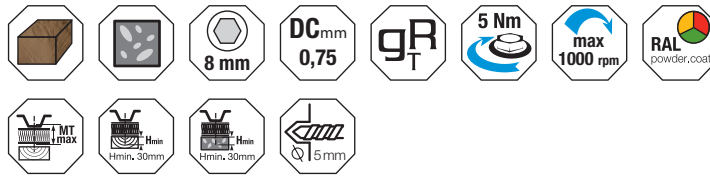
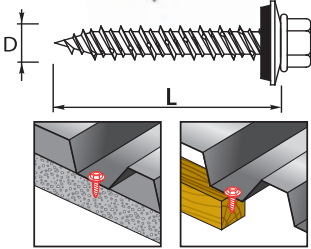
SELF-DRILLING SCREWS WITH WASHER FOR FIXING STEEL SHEETS IN CONCRETE OR TIMBER

Self-tapping surface-hardened carbon steel screw with cutting point for timber, hilo thread and hex head with pre-assembled aluminum washer with vulcanized EPDM layer.

Additional corrosion protection: gRey.coat.

Intended for fastening profiled steel sheet in concrete and timber substrate. Direct fastening in concrete and timber. Installation in concrete require actual real diameter Ø5 mm pre-drilling.

Index	Screw				MTmax	Drilling capacity	Washer		Packaging Single/ Qty/Collective [pcs]
	D	L	Sw	hef			Mat.	Size	
	[mm]	[mm]	[mm]	[mm]		[mm]	-	-	
P159041GC0PL	6,4	41	8	30	7	0,75	A	16	250/4/1000
P159057GC0PL	6,4	57	8	30	23	0,75	A	16	250/1/250



GT 6 SP Z19

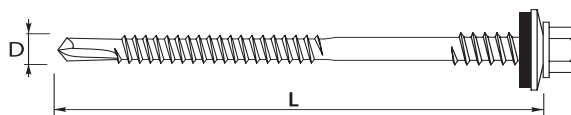
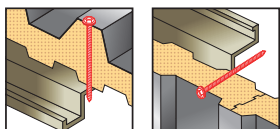
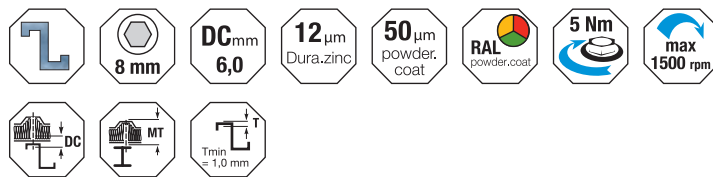
SELF-DRILLING SCREWS WITH WASHER FOR SANDWICH PANEL FIXING

Self-drilling, self-tapping screws (double thread) made of surface-hardened carbon steel, galvanized, drilling point #3, with fine thread and hex head, with a pre-assembled steel washer with vulcanized EPDM layer.

Intended for fastening the sandwich panels to steel structures.

Index	Screw			MTmin	MTmax	Drilling capacity	Washer		Packaging Single/ Qty/Collective [pcs]
	D	L	Sw				Mat.	Size	
	[mm]	[mm]	[mm]			[mm]	[mm]	-	
P1530650PL	5,5/6,3	65	8	20	40	6.00	Z	19	100/1/100
P1530900PL	5,5/6,3	90	8	35	65	6.00	Z	19	100/1/100
P1531100PL	5,5/6,3	110	8	55	85	6.00	Z	19	100/1/100
P1531250PL	5,5/6,3	125	8	70	100	6.00	Z	19	100/1/100
P1531500PL	5,5/6,3	150	8	95	125	6.00	Z	19	100/1/100
P1531750PL	5,5/6,3	175	8	120	150	6.00	Z	19	100/1/100
P1532000PL	5,5/6,3	200	8	145	175	6.00	Z	19	100/1/100
P1532300PL	5,5/6,3	230	8	155	205	6.00	Z	19	100/1/100
P1532750PL	5,5/6,3	275	8	200	250	6.00	Z	19	100/1/100

Thickness of fixed elements MTmax is given for the maximum allowable thickness of the substrate.



Self-drilling, self-tapping screws (double thread) made of surface-hardened carbon steel, drilling point #3, with fine thread and hex head, with a pre-assembled aluminum washer with vulcanized EPDM.
Additional corrosion protection: gRey.coat.

GTR 6 SPA19

SELF-DRILLING SCREWS WITH A WASHER FOR SANDWICH PANELS FIXING

Intended for fastening sandwich panels to steel structures.

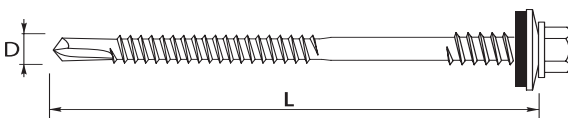
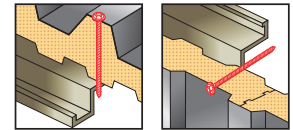
Index	Screw			MTmin	MTmax	Drilling capacity DC	Washer		Packaging Single/ Qty/Collective [pcs]
	D	L	Sw				Mat.	Size	
	[mm]	[mm]	[mm]				-	-	
P153065ROPL	5,5/6,3	65	8	20	40	6.00	A	19	100/4/400
P153090ROPL	5,5/6,3	90	8	35	65	6.00	A	19	100/4/400
P153110ROPL	5,5/6,3	110	8	55	85	6.00	A	19	100/1/100
P153125ROPL	5,5/6,3	125	8	70	100	6.00	A	19	100/1/100
P153135ROPL	5,5/6,3	135	8	80	110	6.00	A	19	100/1/100
P153150ROPL	5,5/6,3	150	8	95	125	6.00	A	19	100/1/100
P153175ROPL	5,5/6,3	175	8	120	150	6.00	A	19	100/1/100
P153200ROPL	5,5/6,3	200	8	145	175	6.00	A	19	100/1/100
P153230ROPL	5,5/6,3	230	8	155	205	6.00	A	19	100/1/100
P153250ROPL	5,5/6,3	250	8	175	225	6.00	A	19	100/1/100
P153275ROPL	5,5/6,3	275	8	200	250	6.00	A	19	100/1/100
P153320ROPL	5,5/6,3	320	8	245	295	6.00	A	19	100/1/100
P153350ROPL	5,5/6,3	350	8	275	325	6.00	A	19	100/1/100



ETA
ETA-13/0199



Thickness of fixed elements MTmax is given for the maximum allowable thickness of the substrate.



GTX 6 SP S19 S29

BIMETAL SELF-DRILLING STAINLESS STEEL SCREWS WITH WASHER FOR FIXING SANDWICH PANELS

Self-drilling, self-tapping screws (double thread) made of austenitic stainless steel (BIMETAL), with drilling point #3, fine thread and a hex head, with a pre-assembled stainless steel washer with vulcanized EPDM layer.

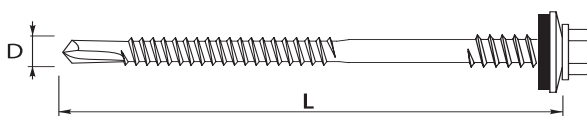
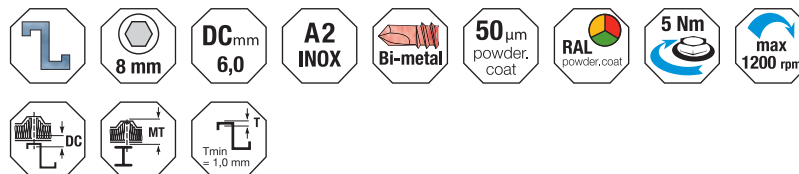
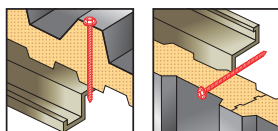


Intended for fastening sandwich panels to steel structures in aggressive environments.

Index	Screw			MTmin	MTmax	Drilling capacity	Washer		Packaging
	D	L	Sw				Mat.	Size	
	[mm]	[mm]	[mm]	[mm]	[mm]	DC	-	-	Single/Qty/Collective [pcs]
P1730850PL	5,5/6,3	85	8	35	65	6.00	S	19	100/4/400
P1731100PL	5,5/6,3	110	8	60	85	6.00	S	19	100/1/100
P1731300PL	5,5/6,3	130	8	80	105	6.00	S	19	100/1/100
P1731500PL	5,5/6,3	150	8	100	125	6.00	S	19	100/1/100
P1731700PL	5,5/6,3	170	8	120	145	6.00	S	19	100/1/100
P1731950PL	5,5/6,3	195	8	145	175	6.00	S	19	100/1/100
P1732250PL	5,5/6,3	225	8	175	200	6.00	S	19	100/1/100
P1732400PL	5,5/6,3	240	8	190	215	6.00	S	19	100/1/100
P1732650PL	5,5/6,3	265	8	215	240	6.00	S	19	100/1/100
P17308520PL	5,5/6,3	85	8	35	65	6.00	S	29	100/1/100
P17311020PL	5,5/6,3	110	8	60	85	6.00	S	29	100/1/100
P17313020PL	5,5/6,3	130	8	80	105	6.00	S	29	100/1/100
P17315020PL	5,5/6,3	150	8	100	125	6.00	S	29	100/1/100
P17317020PL	5,5/6,3	170	8	120	145	6.00	S	29	100/1/100
P17319520PL	5,5/6,3	195	8	145	175	6.00	S	29	100/1/100
P17322520PL	5,5/6,3	225	8	175	200	6.00	S	29	100/1/100
P17324020PL	5,5/6,3	240	8	190	215	6.00	S	29	100/1/100
P17326520PL	5,5/6,3	265	8	215	240	6.00	S	29	100/1/100

Thickness of fixed elements MTmax is given for the maximum allowable thickness of the substrate.

In special cases, it is recommended to pre-drill the sandwich panels



Self-drilling, self-tapping screws (double thread) made of surface-hardened carbon steel, galvanized, drilling point #5, with very fine thread and hex head, with a pre-assembled steel washer with vulcanized EPDM layer.

GT 12 SP Z19

SELF-DRILLING SCREWS WITH WASHER FOR SANDWICH PANELS

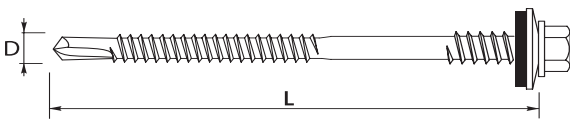
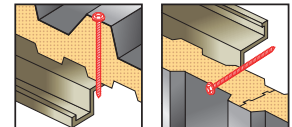

Intended for fastening sandwich panels to steel structures.

Index	Screw			MTmin	MTmax	Drilling capacity	Washer		Packaging Single/ Qty/Collective [pcs]
	D	L	Sw				Mat.	Size	
	[mm]	[mm]	[mm]			[mm]	[mm]	[mm]	
P1550700PL	5,5/6,3	70	8	25	30	12	Z	19	100/4/400
P1550900PL	5,5/6,3	90	8	25	50	12	Z	19	100/4/400
P1551100PL	5,5/6,3	110	8	45	70	12	Z	19	100/1/100
P1551300PL	5,5/6,3	130	8	65	90	12	Z	19	100/1/100
P1551400PL	5,5/6,3	140	8	75	100	12	Z	19	100/1/100
P1551500PL	5,5/6,3	150	8	85	110	12	Z	19	100/1/100
P1551600PL	5,5/6,3	160	8	95	120	12	Z	19	100/1/100
P1551750PL	5,5/6,3	175	8	110	130	12	Z	19	100/1/100
P1551850PL	5,5/6,3	185	8	110	145	12	Z	19	100/1/100
P1552000PL	5,5/6,3	200	8	125	160	12	Z	19	100/1/100
P1552300PL	5,5/6,3	230	8	155	190	12	Z	19	100/1/100
P1552400PL	5,5/6,3	240	8	165	200	12	Z	19	100/1/100
P1552850PL	5,5/6,3	285	8	200	245	12	Z	19	100/1/100

Thickness of fixed elements MTmax is given for the maximum allowable thickness of the substrate.



ETA
ETA-13/0199



GTR 12 SP A19

SELF-DRILLING SCREWS WITH WASHER FOR SANDWICH PANELS

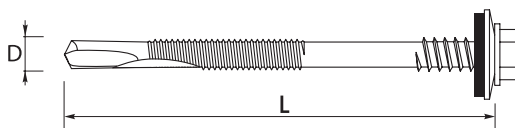
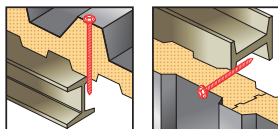
Self-drilling, self-tapping screws (double thread) made of surface-hardened carbon steel, drilling point #5, with very fine thread and hex head, with a pre-assembled aluminum washer with vulcanized EPDM layer. Additional corrosion protection: gRey.coat.

Intended for fastening sandwich panels to steel structures.



Index	Screw			MTmin	MTmax	Drilling capacity	Washer		Packaging Single/ Qty/Collective [pcs]
	D	L	Sw				Mat.	Size	
	[mm]	[mm]	[mm]			-	-	DC	
P155070ROPL	5,5/6,3	70	8	25	30	12.00	A	19	100/4/400
P155090ROPL	5,5/6,3	90	8	25	50	12.00	A	19	100/4/400
P155110ROPL	5,5/6,3	110	8	45	70	12.00	A	19	100/1/100
P155130ROPL	5,5/6,3	130	8	65	90	12.00	A	19	100/1/100
P155140ROPL	5,5/6,3	140	8	75	100	12.00	A	19	100/1/100
P155150ROPL	5,5/6,3	150	8	85	110	12.00	A	19	100/1/100
P155160ROPL	5,5/6,3	160	8	95	120	12.00	A	19	100/1/100
P155175ROPL	5,5/6,3	175	8	110	135	12.00	A	19	100/1/100
P155185ROPL	5,5/6,3	185	8	110	145	12.00	A	19	100/1/100
P155190ROPL	5,5/6,3	190	8	115	150	12.00	A	19	100/1/100
P155200ROPL	5,5/6,3	200	8	125	160	12.00	A	19	100/1/100
P155230ROPL	5,5/6,3	230	8	155	190	12.00	A	19	100/1/100
P155240ROPL	5,5/6,3	240	8	165	200	12.00	A	19	100/1/100
P155260ROPL	5,5/6,3	260	8	185	220	12.00	A	19	100/1/100
P155285ROPL	5,5/6,3	285	8	200	245	12.00	A	19	100/1/100
P155330ROPL	5,5/6,3	330	8	245	290	12.00	A	19	100/1/100

Thickness of fixed elements MTmax is given for the maximum allowable thickness of the substrate.



Self-drilling, self-tapping screws (double thread) made of austenitic stainless steel (BIMETAL), with drilling point #5, very fine thread and a hex head, with a pre-assembled stainless steel washer with vulcanized EPDM layer.

GTX 12 SP S19 S29

BIMETAL STAINLESS STEEL
SELFDILLING SCREWS WITH WASHER
FOR FIXING SANDWICH PANELS

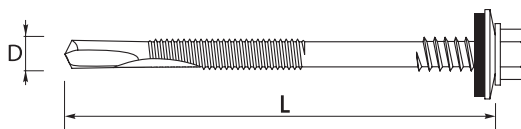
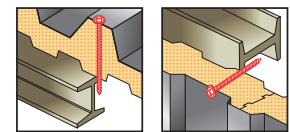
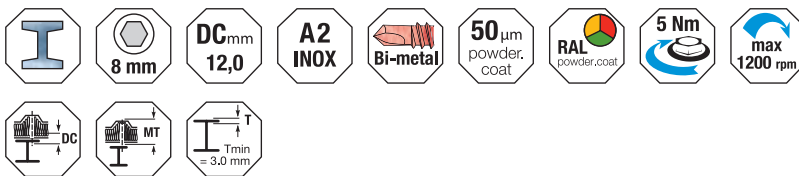
Intended for fastening sandwich panels to steel structures in aggressive environments.

Index	Screw			MTmin	MTmax	Drilling capacity DC	Washer		Packaging Single/ Qty/Collective [pcs]
	D	L	Sw				Mat.	Size	
	[mm]	[mm]	[mm]				-	-	
P1750950PL	5,5/6,3	95	8	35	65	12.00	S	19	100/4/400
P1751250PL	5,5/6,3	125	8	65	90	12.00	S	19	100/1/100
P1751500PL	5,5/6,3	150	8	90	115	12.00	S	19	100/1/100
P1751750PL	5,5/6,3	175	8	115	140	12.00	S	19	100/1/100
P1751850PL	5,5/6,3	185	8	125	150	12.00	S	19	100/1/100
P1752100PL	5,5/6,3	210	8	150	175	12.00	S	19	100/1/100
P1752350PL	5,5/6,3	235	8	175	200	12.00	S	19	100/1/100
P1752500PL	5,5/6,3	250	8	190	215	12.00	S	19	100/1/100
P1752750PL	5,5/6,3	275	8	215	240	12.00	S	19	100/1/100
P17509520PL	5,5/6,3	95	8	35	65	12.00	S	29	100/1/100
P17512520PL	5,5/6,3	125	8	65	90	12.00	S	29	100/1/100
P17515020PL	5,5/6,3	150	8	90	115	12.00	S	29	100/1/100
P17517520PL	5,5/6,3	175	8	115	140	12.00	S	29	100/1/100
P17518520PL	5,5/6,3	185	8	125	150	12.00	S	29	100/1/100
P17521020PL	5,5/6,3	210	8	150	175	12.00	S	29	100/1/100
P17523520PL	5,5/6,3	235	8	175	200	12.00	S	29	100/1/100
P17525020PL	5,5/6,3	250	8	190	215	12.00	S	29	100/1/100
P17527520PL	5,5/6,3	275	8	215	240	12.00	S	29	100/1/100



Thickness of fixed elements MTmax is given for the maximum allowable thickness of the substrate.

In special cases, it is recommended to pre-drill the sandwich panels.



GTR 16 SP A19

SELF-DRILLING SCREWS
FOR SANDWICH PANELS

Self-drilling, self-tapping screws (double thread) made of surface-hardened carbon steel, drilling point #6, with fine thread and enlarged hex head, with a pre-assembled aluminum washer with vulcanized EPDM. Additional corrosion protection: gRey.coat.

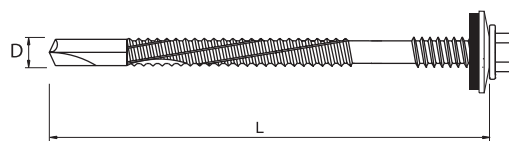
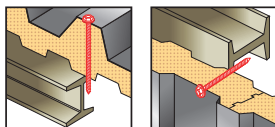
ETA
ETA-13/0199



Intended for fastening sandwich panels to thick steel structures.
Installation bit included.

Index	Screw			MTmin	MTmax	Drilling capacity DC	Washer		Packaging Single/ Qty/Collective [pcs]
	D	L	Sw				Mat.	Size	
	[mm]	[mm]	[mm]	[mm]	[mm]	-	-		
P157085ROPL	6,3/7,0	85	8	35	40	16.00	A	19	100/4/400
P157105ROPL	6,3/7,0	105	8	55	60	16.00	A	19	100/1/100
P157125ROPL	6,3/7,0	125	8	50	80	16.00	A	19	100/1/100
P157135ROPL	6,3/7,0	135	8	60	90	16.00	A	19	100/1/100
P157155ROPL	6,3/7,0	155	8	65	110	16.00	A	19	100/1/100
P157160ROPL	6,3/7,0	160	8	70	115	16.00	A	19	100/1/100
P157180ROPL	6,3/7,0	180	8	90	135	16.00	A	19	100/1/100
P157190ROPL	6,3/7,0	190	8	100	145	16.00	A	19	100/1/100
P157215ROPL	6,3/7,0	215	8	125	170	16.00	A	19	100/1/100
P157250ROPL	6,3/7,0	250	8	160	205	16.00	A	19	100/1/100
P157280ROPL	6,3/7,0	280	8	190	235	16.00	A	19	100/1/100
P157315ROPL	6,3/7,0	315	8	225	270	16.00	A	19	100/1/100
P157350ROPL	6,3/7,0	350	8	260	305	16.00	A	19	100/1/100

Thickness of fixed elements MTmax is given for the maximum allowable thickness of the substrate.



Self-drilling, self-tapping (double-thread) fasteners with a fine thread, made of surface-hardened carbon steel, with drilling point # 8, and an enlarged hexagonal head, with a pre-assembled aluminum washer with vulcanized EPDM. Protected with anti-corrosive gRey.coat.

GTR 25 SP A19

SELF-DRILLING SCREWS
FOR SANDWICH PANELS


Intended for fastening sandwich panels to steel structures.
Intended for use in environment with atmosphere corrosive categories
C1, C2, C3, C4 according to PN-EN ISO 12944-2:2001

Index	Screw			MTmin	MTmax	Drilling capacity DC	Washer		Packaging Single/ Qty/Collective [pcs]
	D	L	Sw				Mat.	Size	
	[mm]	[mm]	[mm]				-	[mm]	
P151160ROPL	6,3/7,0	160	8	45	95	25.00	A	19	100/1/100
P151180ROPL	6,3/7,0	180	8	65	115	25.00	A	19	100/1/100
P151200ROPL	6,3/7,0	200	8	85	135	25.00	A	19	100/1/100
P151220ROPL	6,3/7,0	220	8	105	155	25.00	A	19	100/1/100
P151240ROPL	6,3/7,0	240	8	125	175	25.00	A	19	100/1/100
P151260ROPL	6,3/7,0	260	8	145	195	25.00	A	19	100/1/100
P151280ROPL	6,3/7,0	280	8	165	215	25.00	A	19	100/1/100

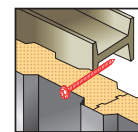
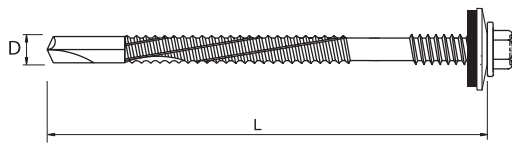
Thickness of fixed elements MTmax is given for the maximum allowable thickness of the substrate.

Due to the high thickness of the substrate and the diversity of materials on the construction site, it is recommended to perform drilling tests each time.

Maximum drilling thickness is given for the horizontal position of the screw only.



ETA
ETA-13/0199



GTR W SPA19

SELF-TAPPING SCREWS WITH WASHER FOR SANDWICH PANELS

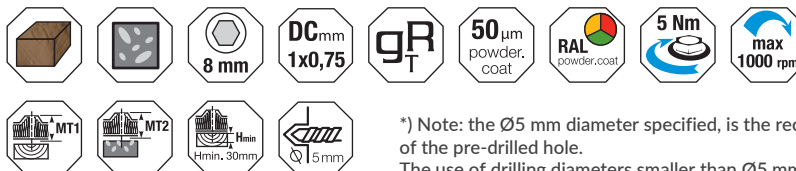
Self-tapping screws (double thread) made of surface-hardened carbon steel, with cutting point for timber, hilo thread and hex head with a pre-assembled aluminum washer with vulcanized EPDM washer. Additional corrosion protection: gRey.coat.

Intended for fastening sandwich panels in solid materials such as timber, concrete, aerated concrete, masonry. Direct fastening in concrete and timber. Installation in concrete require actual real Ø 5 mm pre-drilling.

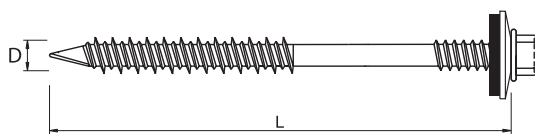
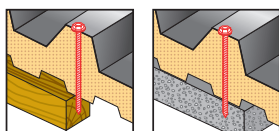
Installation in masonry or aerated concrete with expansion sleeve type ULTRA



Index	Screw			MTmin	MTmax		Drilling capacity	Washer		Packaging Single/ Qty/Collective [pcs]
	D	L	Sw		hef 30 mm	hef 40 mm		Mat.	Size	
	[mm]	[mm]	[mm]		[mm]	[mm]	[mm]	-	[mm]	
P150100ROPL	6,4/7,0	100	8	40	65	55	0.75	A	19	100/1/100
P150120ROPL	6,4/7,0	120	8	60	85	75	0.75	A	19	100/1/100
P150130ROPL	6,4/7,0	130	8	70	95	85	0.75	A	19	100/1/100
P150140ROPL	6,4/7,0	140	8	80	105	95	0.75	A	19	100/1/100
P150150ROPL	6,4/7,0	150	8	90	115	105	0.75	A	19	100/1/100
P150160ROPL	6,4/7,0	160	8	100	125	115	0.75	A	19	100/1/100
P150170ROPL	6,4/7,0	170	8	110	135	125	0.75	A	19	100/1/100
P150190ROPL	6,4/7,0	190	8	130	155	145	0.75	A	19	100/1/100
P150210ROPL	6,4/7,0	210	8	150	175	165	0.75	A	19	100/1/100
P150230ROPL	6,4/7,0	230	8	170	195	185	0.75	A	19	100/1/100
P150240ROPL	6,4/7,0	240	8	180	205	195	0.75	A	19	100/1/100
P150250ROPL	6,4/7,0	250	8	190	215	205	0.75	A	19	100/1/100
P150260ROPL	6,4/7,0	260	8	200	225	215	0.75	A	19	100/1/100
P150280ROPL	6,4/7,0	280	8	220	245	235	0.75	A	19	100/1/100
P150310ROPL	6,4/7,0	310	8	250	275	265	0.75	A	19	100/1/100
P150350ROPL	6,4/7,0	350	8	290	315	305	0.75	A	19	100/1/100



*) Note: the Ø5 mm diameter specified, is the recommended real diameter of the pre-drilled hole. The use of drilling diameters smaller than Ø5 mm may lead to blocking of the screw during installation or damage to the screw. Special attention should be paid to the diameter of the pre-hole in high-grade concrete.



Self-drilling, self-tapping (double thread) fasteners made of austenitic steel (BIMETAL), with drilling point # 3, fine working thread and a hexagonal head, with a pre-assembled stainless washer with vulcanized EPDM.

DRILLNOX

BIMETAL STAINLESS SCREW WITH A WASHER FOR FIXING SANDWICH PANELS

Intended for fastening sandwich panels to steel structures in aggressive environments.

DRILLNOX DF4

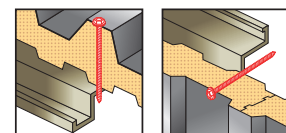
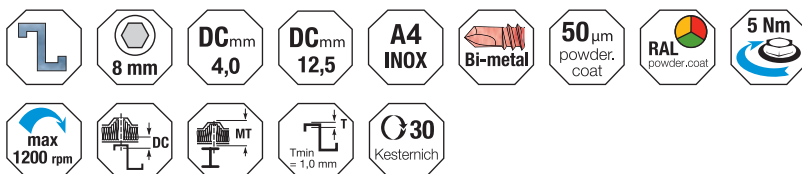
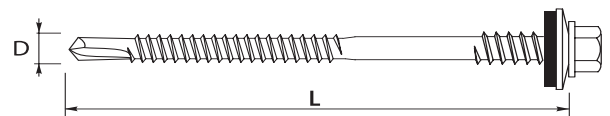
Index	Screw			MTmin	MTmax	Drilling capacity	Washer		Packaging Single/ Qty/Collective [pcs]
	D	L	Sw				Mat.	Size	
	[mm]	[mm]	[mm]			[mm]	[mm]	DC	
P374506	5,5/6,3	70	8	25	49	4	S	19	100/1/100
P374508	5,5/6,3	85	8	40	64	4	S	19	100/1/100
P374511	5,5/6,3	110	8	65	89	4	S	19	100/1/100
P374525	5,5/6,3	125	8	50	104	4	S	19	100/1/100
P374527	5,5/6,3	145	8	70	124	4	S	19	100/1/100
P374529	5,5/6,3	175	8	100	154	4	S	19	100/1/100
P374661	5,5/6,3	195	8	120	174	4	S	19	100/1/100
P374666	5,5/6,3	215	8	140	194	4	S	19	100/1/100
P374671	5,5/6,3	235	8	160	214	4	S	19	100/1/100
P374686	5,5/6,3	295	8	220	274	4	S	19	100/1/100



DRILLNOX DF12,5

Index	Screw			MTmin	MTmax	Drilling capacity	Washer		Packaging Single/ Qty/Collective [pcs]
	D	L	Sw				Mat.	Size	
	[mm]	[mm]	[mm]			[mm]	[mm]	DC	
P374531	5,5/6,3	80	8	23	47	12,5	S	19	100/1/100
P374533	5,5/6,3	95	8	38	62	12,5	S	19	100/1/100
P374535	5,5/6,3	115	8	58	82	12,5	S	19	100/1/100
P374537	5,5/6,3	135	8	78	102	12,5	S	19	100/1/100
P374539	5,5/6,3	155	8	98	122	12,5	S	19	100/1/100
P374541	5,5/6,3	190	8	113	157	12,5	S	19	100/1/100
P374731	5,5/6,3	200	8	123	167	12,5	S	19	100/1/100
P374736	5,5/6,3	220	8	143	187	12,5	S	19	100/1/100
P374741	5,5/6,3	240	8	163	207	12,5	S	19	100/1/100
P374746	5,5/6,3	260	8	183	227	12,5	S	19	100/1/100
P374751	5,5/6,3	280	8	203	247	12,5	S	19	100/1/100
P374756	5,5/6,3	300	8	223	267	12,5	S	19	100/1/100

Thickness of fixed elements MTmax is given for the maximum allowable thickness of the substrate.

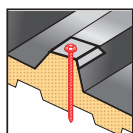
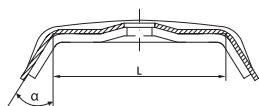


SADDLE WASHER

SPECIAL ALUMINIUM WASHERS FOR SANDWICH PANELS FIXING

Saddle washers made of high quality aluminum with vulcanized EPDM layer.

ETA
ETA-13/0199



Intended for fastening roof sandwich panels by using of GTR SP screws. Saddle washers increase the loading capacity of the connection thanks to larger contact surface area with the surface of sandwich panel. While vulcanized EPDM material provides excellent sealing properties and excellent flexibility.

Index	Saddle washer			Packaging Single/ Qty/Collective [pcs]
	Width	Length	Inclination angle	
	L [mm]	D [mm]	α [°]	
PKAL2627	26	40	31	100/1/100
PKAL3225	30	40	23	100/1/100
PKAL4132	40	40	38	100/1/100

*available in RAL colors



GSPW / GSPW A2

SYSTEM WASHER FOR SANDWICH PANELS

System washer for sandwich panels with a hidden fastening, made of carbon steel, galvanized (GSPW) or A2 stainless steel (GSPW A2).

ETA
ETA-13/0199



Intended for use with sandwich panels with hidden fastening in combination:

- GSPW – screws GT and GTR
- GSPW A2- screws GTX

The shape is suitable to typical locks of sandwich panels. High corrosion resistance thanks to the use of A2 stainless steel

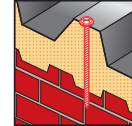
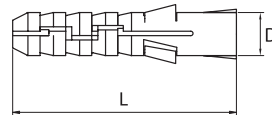
Index	Washer			Steel	Coating	Packaging Single/ Qty/Collective [pcs]
	Minimum thickness	Length	Number of holes			
	D [mm]	L [mm]	N [mm]			
PGSPW8030	1,2	80	2	carbon steel	galvanized	25/1/25
PGSPW10025	1,2	100	3	carbon steel	galvanized	25/1/25
PGSPW15025	1,2	150	4	carbon steel	galvanized	25/1/25
PGSPW15030	1,2	150	4	carbon steel	galvanized	25/1/25
PGSPW8030A2	1,2	80	4	A2 stainless steel	-	25/1/25
PGSPW10025A2	1,2	100	4	A2 stainless steel	-	25/1/25
PGSPW15025A2	1,2	150	4	A2 stainless steel	-	25/1/25
PGSPW15030A2	1,2	150	4	A2 stainless steel	-	25/1/25

Expansion sleeves made of high-quality nylon.

ULTRA EXPANSION SLEEVES

Intended for fastening sandwich panels in soft solid materials such as aerated concrete, or masonry in combination with GTR W SP screws.

Index	Sleeve		Packaging Single/ Qty/Collective [pcs]
	Length	Width	
	L	D	
	[mm]	[mm]	
PUP00792	50	10	50/1/50



KOT-2017/0022



Protective cap for the drilling point made of white soft PVC plastic.

PROTECTIVE CAP POINCO

Intended to secure the ends of screws $\varnothing 4.8 - \varnothing 6.3$ protruding from the structure after installation

- high aesthetics
- safety for people
- reducing the screw's contact with the environment

Index	Protective cap				Packaging Single/ Qty/Collective [pcs]
	Diameter outside	Length	Screw diameter	Color	
	\varnothing	L	D		
	[mm]	[mm]	[mm]		
P402103	7	25	4,8/5,5	white	100/1/100
P402102	9	35	6,3	white	100/1/100

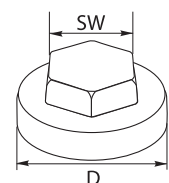


Masking caps made of a modified polyethylene containing UV stabilizers. The caps are available in different RAL colors.

COLOR HEAD CAPS

Intended for plugging on the heads of the screws to visually unify the color of screws to the color of the façade or roof of the building.

Index	Color cap			Packaging Single/ Qty/Collective [pcs]
	SW	D	Color	
	[mm]	[mm]	RAL	
P000011	8	19	1002	1000/1/1000
P000021	8	19	1015	1000/1/1000
P000081	8	19	9006	1000/1/1000
P000131	8	19	3016	1000/1/1000
P000171	8	19	9002	1000/1/1000
P000091	8	19	9010	1000/1/1000
P000243	8	19	7024	1000/1/1000



SPRAY PRIMERS

Acrylic paints in a container of 400 ml spray, contain UV stabilizers.
Paints are available in different RAL colors, in matt or gloss.

Intended for painting the damaged surface of the steel sheets and screws.
It is recommended to carefully remove the grease from surfaces to be painted and follow the instructions on the container.



Index	Color	Packaging	PFA6011	6011	1/12/12
	RAL	Single/ Qty/Collective [pcs]			
PFA1002	1002	1/12/12	PFA6020	6020	1/12/12
PFA1015	1015	1/12/12	PFA6029	6029	1/12/12
PFA3000	3000	1/12/12	PFA7011	7011	1/12/12
PFA3005	3005	1/12/12	PFA7024	7024	1/12/12
PFA3009	3009	1/12/12	PFA7035	7035	1/12/12
PFA3011	3011	1/12/12	PFA8004	8004	1/12/12
PFA3016	3016	1/12/12	PFA8017	8017	1/12/12
PFA5002	5002	1/12/12	PFA8019	8019	1/12/12
PFA5005	5005	1/12/12	PFA9002	9002	1/12/12
PFA5010	5010	1/12/12	PFA9003	9003	1/12/12
PFA6005	6005	1/12/12	PFA9005	9005	1/12/12
			PFA9006	9006	1/12/12
			PFA9010	9010	1/12/12



STICK PRIMERS

Acrylic paints in a container of 20 ml with a brush, contain UV stabilizers.
Paints are available in different RAL colors, in matt or gloss.

Intended for spot repair of the damaged surface of the steel sheets and for screws.
It is recommended to carefully remove the grease from surfaces to be painted and follow the instructions on the container.



Index	Color	Packaging	PFAS206029	6029	1/1/1
	RAL	Single/ Qty/Collective [pcs]			
PFAS201002	1002	1/1/1	PFAS207011	7011	1/1/1
PFAS201015	1015	1/1/1	PFAS207024	7024	1/1/1
PFAS203000	3000	1/1/1	PFAS207035	7035	1/1/1
PFAS203005	3005	1/1/1	PFAS208004	8004	1/1/1
PFAS203009	3009	1/1/1	PFAS208017	8017	1/1/1
PFAS203011	3011	1/1/1	PFAS208019	8019	1/1/1
PFAS203016	3016	1/1/1	PFAS209002	9002	1/1/1
PFAS205002	5002	1/1/1	PFAS209003	9003	1/1/1
PFAS205005	5005	1/1/1	PFAS209005	9005	1/1/1
PFAS205010	5010	1/1/1	PFAS209006	9006	1/1/1
PFAS206005	6005	1/1/1	PFAS209010	9010	1/1/1
PFAS206011	6011	1/1/1			
PFAS206020	6020	1/1/1			

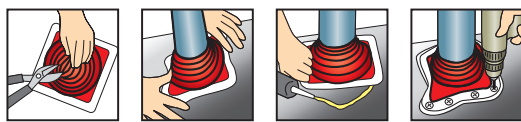
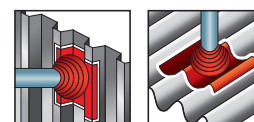
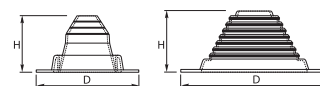



Collars with a square base, of various sizes, made of EPDM reinforced with aluminum tape

GUM SEALING FLANGES

Intended for sealing the circular penetration holes of different types of building installation (chimneys, ventilation, water and waste water pipes, cables, etc.) in the facades or roofs made of profiled sheets. Installation of collars takes place by means of self-tapping screws and sealing silicone. The hole in the gum flange should be about 20% smaller than of the sealed element.

Index	Flange				Packaging Single/ Qty/Collective [pcs]
	Height	Base width	Diameter of the element		
	H [mm]	D [mm]	min [mm]	max [mm]	
PGMF1	55	114	6	50	1/93/93
PGMF2	75	155	32	76	1/93/93
PGMF3	83	205	60	102	1/45/45
PGMF4	102	255	76	152	1/20/20
PGMF5	115	275	102	178	1/20/20
PGMF6	128	305	127	228	1/16/16
PGMF7	132	365	152	280	1/16/16
PGMF8	140	425	178	330	1/6/6



Self-adhesive wedge gasket for roofs made of polyurethane foam

UNIVERSAL GASKETS

Intended to fill the gap between the roof metal sheets and ridge profiles or in the area above the gutters

Index	Gasket					Packaging Single/ Qty/Collective [pcs]
	Type	Width	Height	Length	Color	
		D [mm]	H [mm]	L [mm]		
P10003060S2	Wedge	60	30	1000	gray	100/1/200
P10003060C2*	Wedge	60	30	1000	red	200/1/200
P10003060B2*	Wedge	60	30	1000	brown	200/1/200

(*) On order.



GASKETS FOR ROOF TILE SHEETS

Profiled roof tile sheet gaskets made of cross-linked polyethylene foam.



Intended for sealing gaps between the roof surface and metal flashings above the gutters, on the ridge, and in the roof valley.

Index	Gasket	Packaging
	Type	Single/ Qty/Collective [pcs]
PB2DP	ridge tile gasket	100/1/100

SEALING TAPE PES

Self-adhesive PE foam tape, graphite color (dark gray)

Intended to fill the gaps at the joints between a sandwich panel - sandwich panel or a sandwich panel - structure, sheet - structure or sheet - sheet.

- self-adhesive - easy and quick installation
- thermal sealing of the connection
- damping and silencing



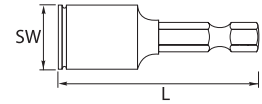
Index	Sealing tape				Packaging Single/ Qty/Collective [pcs]
	Width	Thickness	Length	Color	
	s	d	L		
	[mm]	[mm]	[mb]		
PTPES20	20	3	30	graphite	1/50/50
PTPES30	30	3	30	graphite	1/30/30

Screwdrivers bits are made of high quality chrome vanadium steel, surface hardened, protected from corrosion. Hexagonal shape, different sizes screw holding systems (magnetic with an internal or external spring).

HEX SOCKETS

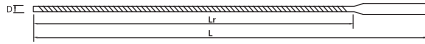
Intended for use in screwdrivers. Used for correct screwing hex head fasteners into the structure material. For GTX screws as well as painted screws it is recommended to use the bits with spring.

Index	Bit		Type	Packaging Single/ Qty/Collective [pcs]
	SW [mm]	L [mm]		
P181031	6	45	magnetic	1/1/1
P189903	6	45	ball-lock, dedicated bit for GTS-STAR screws	1/1/1
P189899	8	45	magnetic	1/1/1
P189898	8	45	ball-lock	1/1/1
P189900	8	65	magnetic	1/1/1
P181033	3/8"	-	magnetic	1/1/1
Z541851	-	-	dedicated holder for PAN HEAD screws	1/1/1
P189901	10	65	magnetic	1/1/1



CONCRETE DRILL BITS

Drill bits for pre-drilling in concrete for self-tapping screws

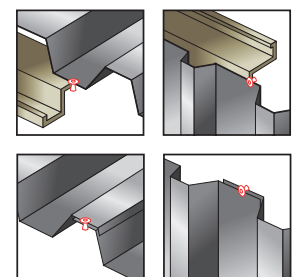
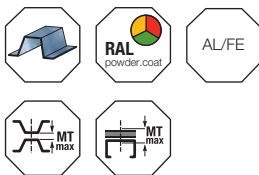
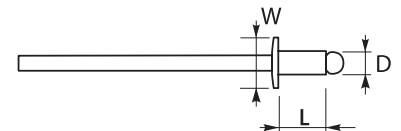


Index	SDS+ Drill bit				Packaging Single/ Qty/Collective [pcs]
	L	Lr	D	Connection end	
	[mm]	[mm]	[mm]	Type	
PSDS550110	110	50	5	SDS+	1/1/1
PSDS5100160	160	100	5	SDS+	1/1/1
PSDS5150210	210	150	5	SDS+	1/1/1
PSDS5200260	260	200	5	SDS+	1/1/1
PSDS5250310	310	250	5	SDS+	1/1/1
PSDS5300360	360	300	5	SDS+	1/1/1
PSDS5350410	410	350	5	SDS+	1/1/1
PSDS5400450	450	400	5	SDS+	1/1/1
PSDS52150210	210	150	5,2	SDS+	1/1/1
PSDS52200260	260	200	5,2	SDS+	1/1/1
PSDS52250310	310	250	5,2	SDS+	1/1/1
PSDS55100160	160	100	5,5	SDS+	1/1/1
PSDS55150210	210	150	5,5	SDS+	1/1/1
PSDS55200260	260	200	5,5	SDS+	1/1/1
PSDS55250310	310	250	5,5	SDS+	1/1/1
PSDS55250370	370	310	5,5	SDS+	1/1/1
PSDS55350410	410	350	5,5	SDS+	1/1/1

Intended for economical connection of different elements made of steel sheet or aluminum inside buildings (lack of moisture).



Index	Rivet			Recommended connection		Hole diameters		Packaging Single/ Qty/Collective [pcs]
	D	L	W	MTmin	MTmax	dh. min.	dh. max	
	[mm]	[mm]	[mm]	[mm]	[mm]	[mm]	[mm]	
PN0124060PL	2,4	6	max. 5	2,00	4,00	2,50	2,60	500/8/4000
PN0124080PL	2,4	8	max. 5	4,00	6,00	2,50	2,60	500/8/4000
PN0132060PL	3,2	6	max. 6,7	1,50	3,50	3,30	3,40	500/8/4000
PN0132080PL	3,2	8	max. 6,7	3,50	5,00	3,30	3,40	500/8/4000
PN0132100PL	3,2	10	max. 6,7	5,00	7,00	3,30	3,40	500/8/4000
PN0132120PL	3,2	12	max. 6,7	7,00	9,00	3,30	3,40	500/8/4000
PN0132140PL	3,2	14	max. 6,7	7,00	11,00	3,30	3,40	500/8/4000
PN0140080PL	4	8	max. 8,4	3,00	5,00	4,10	4,20	500/8/4000
PN0140100PL	4	10	max. 8,4	5,00	6,50	4,10	4,20	500/8/4000
PN0140120PL	4	12	max. 8,4	6,50	8,50	4,10	4,20	500/8/4000
PN0140140PL	4	14	max. 8,4	7,00	11,00	4,10	4,20	500/8/4000
PN0140160PL	4	16	max. 8,4	8,50	12,50	4,10	4,20	500/8/4000
PN0148080PL	4,8	8	max. 10,1	2,50	4,00	4,90	5,00	500/8/4000
PN0148100PL	4,8	10	max. 10,1	4,00	6,00	4,90	5,00	500/8/4000
PN0148120PL	4,8	12	max. 10,1	6,00	8,00	4,90	5,00	500/8/4000
PN0148140PL	4,8	14	max. 10,1	7,00	11,00	4,90	5,00	500/8/4000
PN0148160PL	4,8	16	max. 10,1	8,00	12,00	4,90	5,00	500/8/4000
PN0148200PL	4,8	20	max. 10,1	12,00	15,00	4,90	5,00	500/8/4000
PN0160120PL	6	12	max. 12,6	5,00	7,00	6,10	6,20	500/8/4000
PN0160140PL	6	14	max. 12,6	7,00	11,00	6,10	6,20	500/8/4000
PN0160220PL	6	22	max. 12,6	11,00	18,00	6,10	6,20	500/8/4000
PN0160260PL	6	26	max. 12,6	17,00	20,00	6,10	6,20	500/8/4000



SEALED-END RIVETS AL/FE

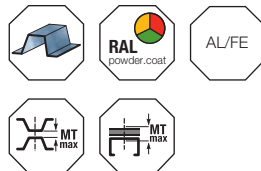
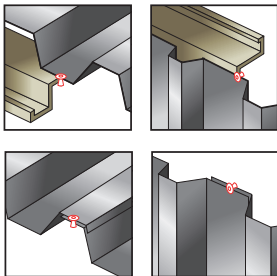
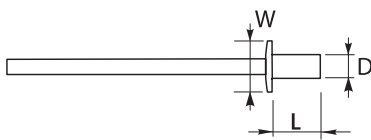
SEALED-END ALUMINUM - STEEL RIVETS

Sealed-end aluminum rivets with carbon steel shank.



Intended for waterproof connecting of different elements made of steel sheet or aluminum.

Index	Rivet			Recommended connecting		Hole diameters		Packaging Single/ Qty/Collective [pcs]
	D	L	W	MTmin	MTmax	dh min.	dh. max	
	[mm]	[mm]	[mm]	[mm]	[mm]	[mm]	[mm]	
PN2632650PL	3,2	6,5	max. 6,7	0,50	2,00	3,30	3,40	500/8/4000
PN2632080PL	3,2	8	max. 6,7	2,00	3,50	3,30	3,40	500/8/4000
PN2632950PL	3,2	9,5	max. 6,7	3,50	5,00	3,30	3,40	500/8/4000
PN26321070PL	3,2	10,7	max. 6,7	3,50	5,00	3,30	3,40	500/8/4000
PN2632120PL	3,2	12,7	max. 6,7	6,50	8,00	3,30	3,40	500/8/4000
PN2640080PL	4	8	max. 8,4	0,50	3,50	4,10	4,20	500/8/4000
PN2640090PL	4	9,5	max. 8,4	3,50	5,00	4,10	4,20	500/8/4000
PN2640110PL	4	11	max. 8,4	5,00	6,50	4,10	4,20	500/8/4000
PN26401270PL	4	12,7	max. 8,4	6,50	8,00	4,10	4,20	500/8/4000
PN2640150PL	4	15	max. 8,4	8,00	10,00	4,10	4,20	500/8/4000
PN2648090PL	4,8	9,5	max. 10,1	3,50	5,00	4,90	5,00	500/8/4000
PN2640110PL	4,8	11	max. 10,1	5,00	6,50	4,90	5,00	500/8/4000
PN2648120PL	4,8	12,5	max. 10,1	6,50	8,00	4,90	5,00	500/8/4000
PN2648160PL	4,8	16	max. 10,1	9,50	11,00	4,90	5,00	500/8/4000
PN2648180PL	4,8	18	max. 10,1	11,00	13,00	4,90	5,00	500/8/4000
PN2648210PL	4,8	21	max. 10,1	13,00	16,00	4,90	5,00	500/8/4000
PN2664120PL	6,4	12,5	max. 13,4	1,50	6,50	6,50	6,60	500/8/4000
PN2664160PL	6,4	16	max. 13,4	6,50	9,50	6,50	6,60	500/8/4000



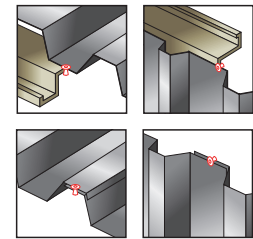

Aluminum open-end rivets with stainless steel shank.

OPEN-END RIVETS AL/INOX

OPEN-END ALUMINIUM
- STAINLESS STEEL RIVETS

Intended for economical connection of different elements made of steel sheet or aluminum in damp environments, for example finishings.

Index	Rivet			Recommended connections		Hole diameters		Packaging Single/ Qty/Collective [pcs]
	D	L	W	MTmin	MTmax	dh min.	dh. max	
	[mm]	[mm]	[mm]	[mm]	[mm]	[mm]	[mm]	
PN0832060PL	3,2	6	max. 6,7	0,50	3,00	3,30	3,40	500/8/4000
PN0832080PL	3,2	8	max. 6,7	3,00	5,00	3,30	3,40	500/8/4000
PN0832100PL	3,2	10	max. 6,7	5,00	6,50	3,30	3,40	500/8/4000
PN0832120PL	3,2	12	max. 6,7	6,50	8,50	3,30	3,40	500/8/4000
PN0840080PL	4	8	max. 8,4	2,50	4,50	4,10	4,20	500/8/4000
PN0840100PL	4	10	max. 8,4	4,50	6,50	4,10	4,20	500/8/4000
PN0840120PL	4	12	max. 8,4	6,50	8,50	4,10	4,20	500/8/4000
PN0840140PL	4	14	max. 8,4	8,50	10,00	4,10	4,20	500/8/4000
PN0840160PL	4	16	max. 8,4	10,00	12,00	4,10	4,20	500/8/4000
PN0848080PL	4,8	8	max. 10,1	2,00	4,00	4,90	5,00	500/8/4000
PN0848100PL	4,8	10	max. 10,1	4,00	6,00	4,90	5,00	500/8/4000
PN0848120PL	4,8	12	max. 10,1	6,00	8,00	4,90	5,00	500/8/4000
PN0848140PL	4,8	14	max. 10,1	6,00	10,00	4,90	5,00	500/8/4000
PN0848160PL	4,8	16	max. 10,1	8,00	11,00	4,90	5,00	500/8/4000
PN0848200PL	4,8	20	max. 10,1	13,00	16,00	4,90	5,00	500/8/4000



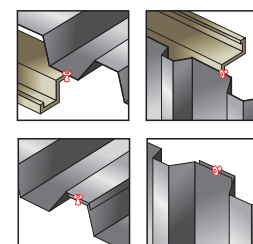

Aluminum sealed-end rivets with austenitic steel shank.

SEALED-END RIVETS AL/INOX

SEALED-END ALUMINIUM
- STAINLESS STEEL RIVETS

Intended for waterproof connection of different elements made of steel sheet or aluminum in damp environments, for example finishings.

Index	Rivet			Recommended ranges		Hole diameters		Packaging Single/ Qty/Collective [pcs]
	D	L	W	MTmin	MTmax	dh min.	dh. max	
	[mm]	[mm]	[mm]	[mm]	[mm]	[mm]	[mm]	
PN3032060PL	3,2	6,5	max. 6,7	0,50	2,00	3,30	3,40	500/8/4000
PN3032080PL	3,2	8	max. 6,7	0,50	3,50	3,30	3,40	500/8/4000
PN3032950PL	3,2	9,5	max. 6,7	3,50	5,00	3,30	3,40	500/8/4000
PN3032100PL	3,2	10,7	max. 6,7	5,00	6,50	3,30	3,40	500/8/4000
PN3032120PL	3,2	12,7	max. 6,7	6,50	8,00	3,30	3,40	500/8/4000
PN3040080PL	4	8	max. 8,4	2,50	4,50	4,10	4,20	500/8/4000
PN3040090PL	4	9,5	max. 8,4	1,00	5,00	4,10	4,20	500/8/4000
PN3040110PL	4	11	max. 8,4	5,00	6,50	4,10	4,20	500/8/4000
PN3040120PL	4	12,7	max. 8,4	6,50	8,00	4,10	4,20	500/8/4000
PN3048090PL	4,8	9,5	max. 10,1	3,50	5,00	4,90	5,00	500/8/4000
PN3048110PL	4,8	11	max. 10,1	3,50	6,50	4,90	5,00	500/8/4000
PN3048120PL	4,8	12,5	max. 10,1	6,50	8,00	4,90	5,00	500/8/4000
PN3048160PL	4,8	16	max. 10,1	9,00	11,00	4,90	5,00	500/8/4000
PN3048180PL	4,8	18	max. 10,1	9,50	13,50	4,90	5,00	500/8/4000
PN3048210PL	4,8	21	max. 10,1	13,00	16,00	4,90	5,00	500/8/4000





FASTENING OF FLAT ROOF FLEXIBLE THERMO- AND HYDRO-INSULATIONS



Yetico System of thermoinsulation for flat roof
Source: Yetico

FASTENING OF FLAT ROOF INSULATIONS

- PLASTIC SLEEVE
- SCREWS
- STEEL WASHERS
- ACCESORIES




TELESCOPE SLEEVE



ETANCO

- european manufacturer of fasteners & systems for the envelope of the buildings
- the ETANCO products can be easily identified through their characteristic marking
- strict production control carried out by the in-house laboratory guarantees high quality products
- each production batch is assigned a unique number, which allows its precise identification
- products have European Technical Assessment (ETA), and confirmation of their quality is the declaration of performance (DoP).



50 MM WASHER:

- increased washer diameter of 50 mm provides better material holding



BOTTOM HEAD

- G1 spiked
- G2 standard



- reinforcing ribs (washer + sleeve) guarantees high performance impact resistance according to ETAG 006



CONE-SHAPED TIP:

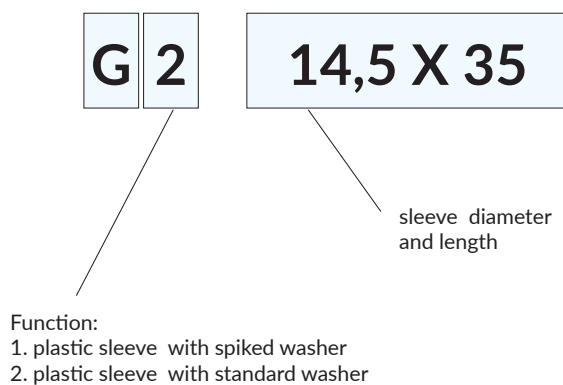
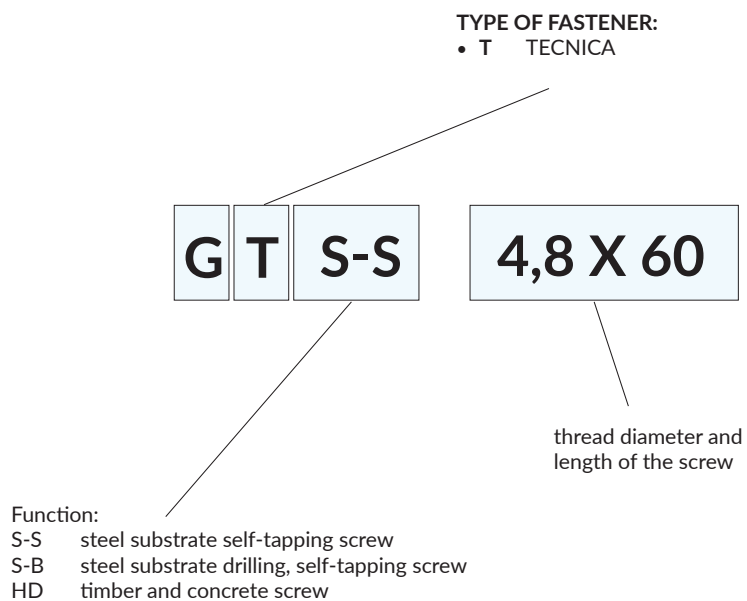
- specially intended conical end of the sleeve enables the delivery of pre-assembled sets (screw and a telescope) directly to the construction site



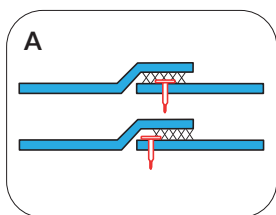
MATERIAL:

- high quality polyethylene copolymer guarantees constant mechanical properties for many years
- retains its properties under the influence of wide temperature range
- delivers high performance in tensile strength

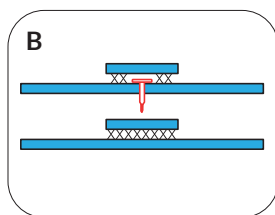
PRODUCT NOMENCLATURE



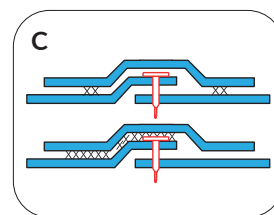
EXAMPLES OF FASTENING OF WATERPROOFING MATERIALS ACCORDING TO ETAG 006



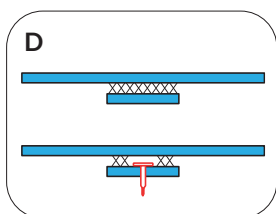
Fasteners at seams: Linear individual fastening in area of overlapping at edge of roofing



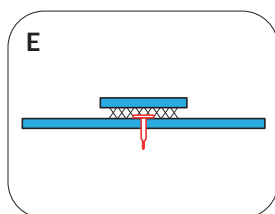
Non self-sealing fastening in the plane of the roof. Individual fastening, independent of seams penetrating the roofing and covered with plates or strips of roofing material welded thereon.



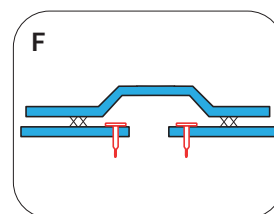
Covered fastenings at seams. Linear individual fastening of overlapping edges of roofing with welded-on strips.



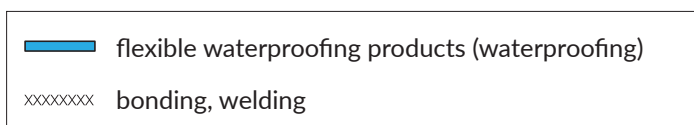
Fastening at underside. Plates or strips of roofing material or composite sheet metal fixed by means of individual fastenings and covered with roofing roof waterproofing bonded or welded thereon



Linear fastening bars Linest fastenings using profiles covered with strips of roofing welded thereon



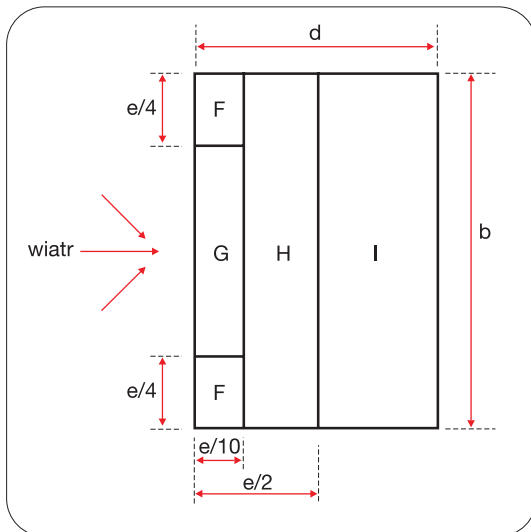
Covered fastenings at seams joint realized by end to end position of the sheets fixed on both sides and covered with a welded overlap strip



EXAMPLES OF FASTENING OF WATERPROOFING MATERIALS ACCORDING TO ETAG 006

SCHEME OF INSTALLATION OF WATERPROOFING SHEETS ACCORDING TO PN-EN-1991-1-4:2008

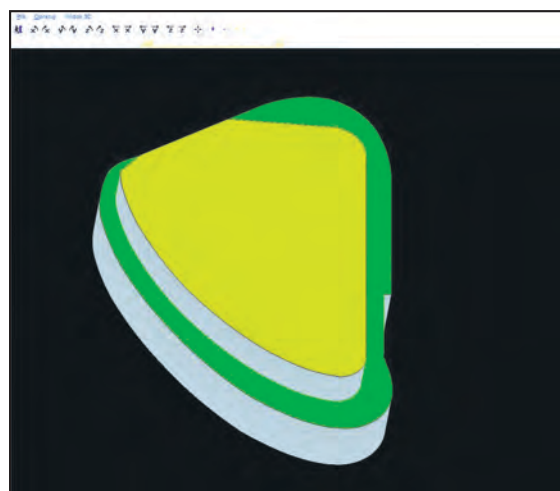
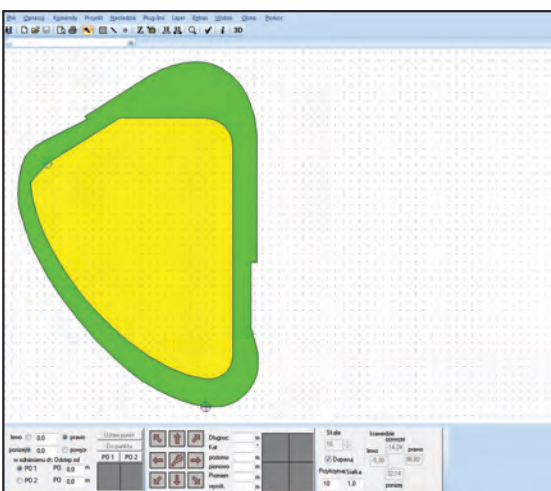
The harmonized standard EN-1991-1-4: 2008 contains guidelines for wind loading calculations of flat roofs. On this basis, a fixing plan is prepared. To prepare it, the number of detailed information of the structure and geographical location of the project is needed. The referenced standard assumes 4 areas of wind effect on a flat roof. Each area is shown in figure below.



where:

- e** = b or $2h$ (the lesser of the two)
- b** transverse dimension to the wind direction
- d** dimension along the wind
- h** building height
- F** corner area
- G** edge area, external
- H** edge area, internal
- I** internal zone

In order to prepare the fixing plan please get in touch with ETANCO representative. Using specialized software, a calculation will be prepared and the number of fasteners will be optimized. The calculation will contain all the information needed to fix the roofing. The pictures below presents an example of a object.



MECHANICAL FASTENING RULES OF THERMAL INSULATION AND WATERPROOFING SHEETS ON FLAT ROOFS

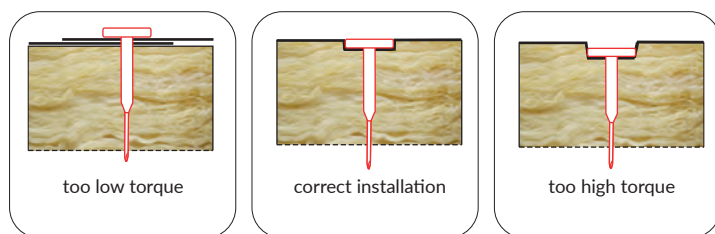
Flat roofs are roofs with a slope of up to 5° (range from -5° to 5°). Depending on the roof design, adequate mechanical fasteners must be used for installation of thermal insulation or waterproofing, or just waterproofing. Mechanical fixing can be used on most roofs, provided that the requirements for the structure of the substrate and the system are met. In some cases it may be necessary to apply different kind of fastening, for example, full-surface gluing. The information in the technical assessment of the product is used for verifying the correct application of the fastening system used.

Mechanical installation should be done based on fixing plan in accordance with the applicable standard such as PN-EN-1991-1-4:2008. If it is planned to put thermal insulation panels on the roof before waterproofing, these panels must be pre-fixed. Pre-fixation of the thermal insulation should be performed according to manufacturer's instructions, using no less than two fasteners per panel.

GENERAL INSTALLATION GUIDELINES:

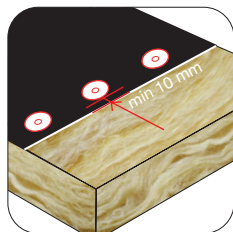
- fastener installation should always be perpendicular to the roof structure
- installation should be done using a screwdriver equipped with adjustable clutch
- during installation of the fastener, you should follow all recommended parameters for the type of fastener,
- any modification of fasteners is not allowed
- the fastener must be properly embedded (fig.1).

fig. 1



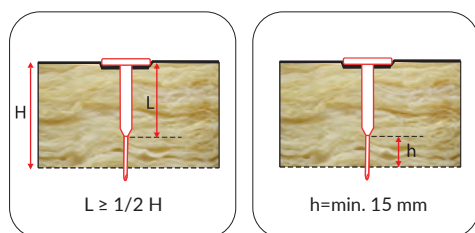
- fastener must be placed in proper distance from membrane edge (fig.2)

fig. 2



- fastener should be of sufficient length (fig. 3)

fig. 3



$h = 15 \text{ mm}$ or 10% of the maximum deflection of isolation* (larger of the two)

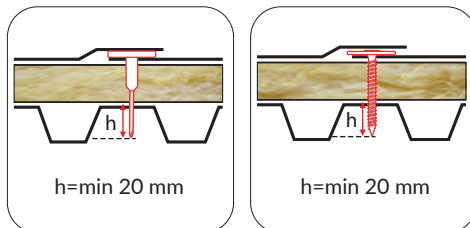
* applies to wool

MECHANICAL FASTENING RULES OF THERMAL INSULATION AND WATERPROOFING SHEETS ON FLAT ROOFS

INSTALLATION ON STEEL

RECOMMENDATIONS:

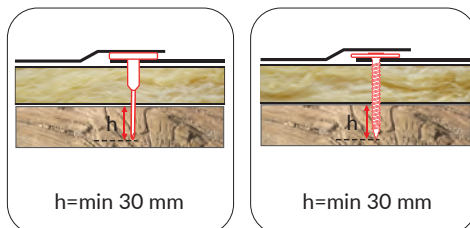
- the insulating fastener type should be selected to match the thickness of the steel structure
- fasteners are always installed on the upper wave of the sheet
- installation lines should always be carried out perpendicular to the sheet embossing direction
- the insulation fastener should go through the steel sheet for a distance of at least 20 mm



INSTALLATION ON TIMBER

RECOMMENDATIONS:

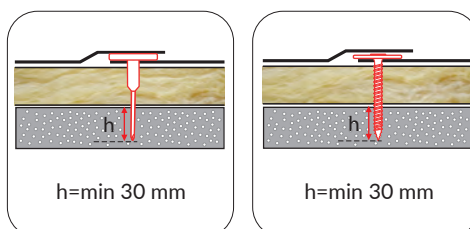
- minimum class of timber structure - C24
- insulation fastener should be embedded in the structure at a depth of at least 30 mm (or 40 mm)
- making of a pre-drilling is not required
- thickness of the timber structure should meet the requirements of the technical approval
- Installation lines should always be carried out perpendicular to the direction of the planks. If it is not possible it should be ensured that the fixing lines do not line up with gaps between the planks.



INSTALLATION ON CONCRETE

RECOMMENDATIONS:

- the minimum class monolithic concrete slab should be C20/25
- insulation fastener should be embedded in the concrete at a depth of at least 30 mm
- the pre-drilling should be deeper by 10mm from the depth of fastener embedding
- thickness of the concrete structure should meet the requirements of the technical assessment



FIXING ON STRUCTURE WITH UNKNOWN PARAMETERS

If the quality of the structure is not known, please contact the ETANCO representative.

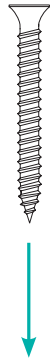
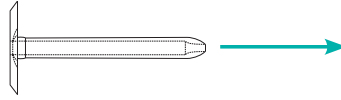
Tests performed on site using a portable pull-out tester will allow to define such parameters as:

- uniformity of the substrate (concrete substrate)
- recommended pull-out load of the fastener.



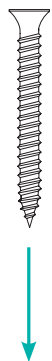
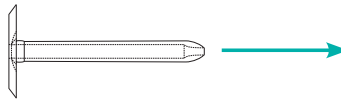
SELECTION OF TELESCOPE FASTENER FOR INSULATION THICKNESS

Steel



GTS-S	Sleeve length												Total insulation layers thickness (polystyrene, pir)	
	35	65	85	105	135	165	185	235	285	335	385	435		
Screw length	50		80	100	120	150	180	200	250	300	350	400	450	
	60		90	110	130	160	190	210	260	310	360	410	460	
	70		100	120	140	170	200	220	270	320	370	420	470	
	80		110	130	150	180	210	230	280	330	380	430	480	
	90		120	140	160	190	220	240	290	340	390	440	490	
	100		130	150	170	200	230	250	300	350	400	450	500	
	110			160	180	210	240	260	310	360	410	460	510	
	120			170	190	220	250	270	320	370	420	470	520	
	130				200	230	260	280	330	380	430	480	530	
	140				210	240	270	290	340	390	440	490	540	
	150					250	280	300	350	400	450	500	550	
	160					260	290	310	360	410	460	510	560	
	170					270	300	320	370	420	470	520	570	
	180						310	330	380	430	480	530	580	
	200						330	350	400	450	500	550	600	
	220							370	420	470	520	570	620	
	240								440	490	540	590	640	
	260								460	510	560	610	660	
	280									530	580	630	680	
	300									550	600	650	700	

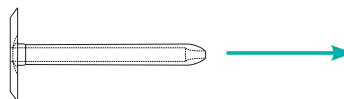
Steel





GTS-S	Sleeve length												Total insulation layers thickness (wool)	
	35	65	85	105	135	165	185	235	285	335	385	435		
Screw length	50	50	80	100	120	150								
	60	60	90	110	130	160	190	210						
	70	70	100	120	140	170	200	220	270	320				
	80		110	130	150	180	210	230	280	330	380	430		
	90		120	140	160	190	220	240	290	340	390	440	490	
	100		130	150	170	200	230	250	300	350	400	450	500	
	110			160	180	210	240	260	310	360	410	460	510	
	120			170	190	220	250	270	320	370	420	470	520	
	130				200	230	260	280	330	380	430	480	530	
	140				210	240	270	290	340	390	440	490	540	
	150					250	280	300	350	400	450	500	550	
	160					260	290	310	360	410	460	510	560	
	170					270	300	320	370	420	470	520	570	
	180						310	330	380	430	480	530	580	
	200						330	350	400	450	500	550	600	
	220							370	420	470	520	570	620	
	240								440	490	540	590	640	
	260								460	510	560	610	660	
	280									530	580	630	680	
	300									550	600	650	700	

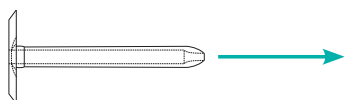
SELECTION OF TELESCOPE FASTENER FOR INSULATION THICKNESS



Steel



GTS-B/ GTSX-B	Sleeve length													
	35	65	85	105	135	165	185	235	285	335	385	435		
Screw length	50	50	80	100	120	150	180	200	250	300	350	400	450	Total insulation layers thickness (poly/styrene, pit) 
	60	60	90	110	130	160	190	210	260	310	360	410	460	
	70	70	100	120	140	170	200	220	270	320	370	420	470	
	80		110	130	150	180	210	230	280	330	380	430	480	
	90		120	140	160	190	220	240	290	340	390	440	490	
	100		130	150	170	200	230	250	300	350	400	450	500	
	110			160	180	210	240	260	310	360	410	460	510	
	120			170	190	220	250	270	320	370	420	470	520	
	130				200	230	260	280	330	380	430	480	530	
	140				210	240	270	290	340	390	440	490	540	
	150					250	280	300	350	400	450	500	550	
	180						310	330	380	430	480	530	580	
	210							360	410	460	510	560	610	
	240								440	490	540	590	640	
	280									530	580	630	680	
300									550	600	650	700		

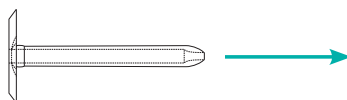
Steel





GTS-B/ GTSX-B	Sleeve length													
	35	65	85	105	135	165	185	235	285	335	385	435		
Screw length	50	50	80	100	120	150								Total insulation layers thickness (wool) 
	60	60	90	110	130	160	190	210						
	70	70	100	120	140	170	200	220	270	320				
	80		110	130	150	180	210	230	280	330	380	430		
	90		120	140	160	190	220	240	290	340	390	440	490	
	100		130	150	170	200	230	250	300	350	400	450	500	
	110			160	180	210	240	260	310	360	410	460	510	
	120			170	190	220	250	270	320	370	420	470	520	
	130				200	230	260	280	330	380	430	480	530	
	140				210	240	270	290	340	390	440	490	540	
	150					250	280	300	350	400	450	500	550	
	180						310	330	380	430	480	530	580	
	210							360	410	460	510	560	610	
	240								440	490	540	590	640	
	280								480	530	580	630	680	
300									550	600	650	700		

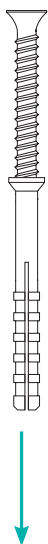
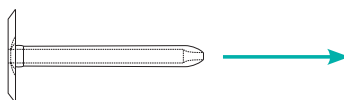
SELECTION OF TELESCOPE FASTENER FOR INSULATION THICKNESS



Concrete



GTS-S + UZ-K sleeve	Sleeve length												
	35	65	85	105	135	165	185	235	285	335	385	435	
90	50	80	100	120	150	180	200	250	300	350	400	450	 Total insulation layers thickness (polystyrene, pi)
100	60	90	110	130	160	190	210	260	310	360	410	460	
110	70	100	120	140	170	200	220	270	320	370	420	470	
120		110	130	150	180	210	230	280	330	380	430	480	
130		120	140	160	190	220	240	290	340	390	440	490	
140		130	150	170	200	230	250	300	350	400	450	500	
150			160	180	210	240	260	310	360	410	460	510	
160			170	190	220	250	270	320	370	420	470	520	
170				200	230	260	280	330	380	430	480	530	
180				210	240	270	290	340	390	440	490	540	
200					260	290	310	360	410	460	510	560	
220						310	330	380	430	480	530	580	
240						330	350	400	450	500	550	600	
260							370	420	470	520	570	620	
280								440	490	540	590	640	
300								460	510	560	610	660	

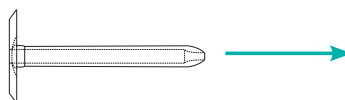
Concrete



GTS-S + UZ-K sleeve	Sleeve length												
	35	65	85	105	135	165	185	235	285	335	385	435	
90	50	80	100	120	150								 Total insulation layers thickness (wool)
100	60	90	110	130	160	190	210						
110	70	100	120	140	170	200	220	270	320				
120		110	130	150	180	210	230	280	330	380	430		
130		120	140	160	190	220	240	290	340	390	440	490	
140		130	150	170	200	230	250	300	350	400	450	500	
150			160	180	210	240	260	310	360	410	460	510	
160			170	190	220	250	270	320	370	420	470	520	
170				200	230	260	280	330	380	430	480	530	
180				210	240	270	290	340	390	440	490	540	
200					260	290	310	360	410	460	510	560	
220						310	330	380	430	480	530	580	
240						330	350	400	450	500	550	600	
260							370	420	470	520	570	620	
280								440	490	540	590	640	
300								460	510	560	610	660	

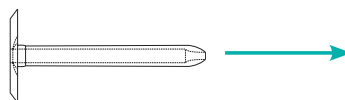
SELECTION OF TELESCOPE FASTENER FOR INSULATION THICKNESS

Concrete



Screw length	GTHD	Sleeve length											Total insulation layers thickness (polystyrene, piri)
		35	65	85	105	135	165	185	235	285	335	385	
60		50	80	100	120	150	180	200	250	300	350	400	450
70		60	90	110	130	160	190	210	260	310	360	410	460
80		70	100	120	140	170	200	220	270	320	370	420	470
90			110	130	150	180	210	230	280	330	380	430	480
100			120	140	160	190	220	240	290	340	390	440	490
130				170	190	220	250	270	320	370	420	470	520
160						250	280	300	350	400	450	500	550
180						270	300	320	370	420	470	520	570
200							320	340	390	440	490	540	590
220								360	410	460	510	560	610
250									440	490	540	590	640
280									470	520	570	620	670
300										540	590	640	690

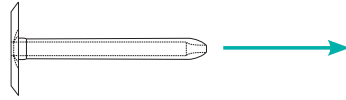
Concrete



Screw length	GTHD	Sleeve length											Total insulation layers thickness (wool)
		35	65	85	105	135	165	185	235	285	335	385	
60		50	80	100	120	150							
70		60	90	110	130	160	190	210					
80		70	100	120	140	170	200	220	270	320			
90			110	130	150	180	210	230	280	330	380	430	
100			120	140	160	190	220	240	290	340	390	440	490
130				170	190	220	250	270	320	370	420	470	520
160						250	280	300	350	400	450	500	550
180						270	300	320	370	420	470	520	570
200							320	340	390	440	490	540	590
220								360	410	460	510	560	610
250									440	490	540	590	640
280									470	520	570	620	670
300										540	590	640	690

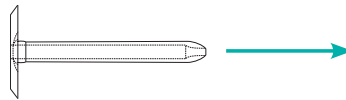
SELECTION OF TELESCOPE FASTENER FOR INSULATION THICKNESS

Timber



Screw length	GTHD	Sleeve length											Total insulation layers thickness (polystyrene, pi)
		35	65	85	105	135	165	185	235	285	335	385	
60		50	80	100	120	150	180	200	250	300	350	400	450
70		60	90	110	130	160	190	210	260	310	360	410	460
80		70	100	120	140	170	200	220	270	320	370	420	470
90			110	130	150	180	210	230	280	330	380	430	480
100			120	140	160	190	220	240	290	340	390	440	490
130				170	190	220	250	270	320	370	420	470	520
160					250	280	300	350	400	450	500	550	
180					270	300	320	370	420	470	520	570	
200						320	340	390	440	490	540	590	
220							360	410	460	510	560	610	
250								440	490	540	590	640	
280								470	520	570	620	670	
300									540	590	640	690	

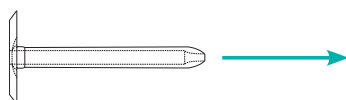
Timber



Screw length	GTHD	Sleeve length											Total insulation layers thickness (wool)
		35	65	85	105	135	165	185	235	285	335	385	
60		50	80	100	120	150							
70		60	90	110	130	160	190	210					
80		70	100	120	140	170	200	220	270	320			
90			110	130	150	180	210	230	280	330	380	430	
100			120	140	160	190	220	240	290	340	390	440	490
130				170	190	220	250	270	320	370	420	470	520
160					250	280	300	350	400	450	500	550	
180					270	300	320	370	420	470	520	570	
200						320	340	390	440	490	540	590	
220							360	410	460	510	560	610	
250								440	490	540	590	640	
280								470	520	570	620	670	
300									540	590	640	690	

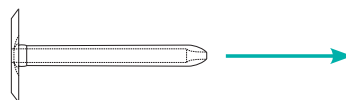
SELECTION OF TELESCOPE FASTENER FOR INSULATION THICKNESS

Timber



Screw length	GTS-S	Sleeve length												Total insulation layers thickness (polystyrene-PII)
		35	65	85	105	135	165	185	235	285	335	385	435	
50	50	80	100	120	150	180	200	250	300	350	400	450		
60	60	90	110	130	160	190	210	260	310	360	410	460		
70	70	100	120	140	170	200	220	270	320	370	420	470		
80		110	130	150	180	210	230	280	330	380	430	480		
90		120	140	160	190	220	240	290	340	390	440	490		
100		130	150	170	200	230	250	300	350	400	450	500		
110			160	180	210	240	260	310	360	410	460	510		
120			170	190	220	250	270	320	370	420	470	520		
130				200	230	260	280	330	380	430	480	530		
140				210	240	270	290	340	390	440	490	540		
150					250	280	300	350	400	450	500	550		
160					260	290	310	360	410	460	510	560		
170					270	300	320	370	420	470	520	570		
180						310	330	380	430	480	530	580		
200						330	350	400	450	500	550	600		
220							370	420	470	520	570	620		
240								440	490	540	590	640		
260								460	510	560	610	660		
280									530	580	630	680		
300									550	600	650	700		

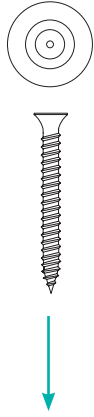
Timber



Screw length	GTS-S	Sleeve length												Total insulation layers thickness (wool)
		35	65	85	105	135	165	185	235	285	335	385	435	
50	50	80	100	120	150									
60	60	90	110	130	160	190	210							
70	70	100	120	140	170	200	220	270	320					
80		110	130	150	180	210	230	280	330	380	430			
90		120	140	160	190	220	240	290	340	390	440	490		
100		130	150	170	200	230	250	300	350	400	450	500		
110			160	180	210	240	260	310	360	410	460	510		
120			170	190	220	250	270	320	370	420	470	520		
130				200	230	260	280	330	380	430	480	530		
140				210	240	270	290	340	390	440	490	540		
150					250	280	300	350	400	450	500	550		
160					260	290	310	360	410	460	510	560		
170					270	300	320	370	420	470	520	570		
180						310	330	380	430	480	530	580		
200						330	350	400	450	500	550	600		
220							370	420	470	520	570	620		
240								440	490	540	590	640		
260								460	510	560	610	660		
280									530	580	630	680		
300									550	600	650	700		


SELECTION OF THE WASHER FASTENER FOR INSULATION THICKNESS

Steel



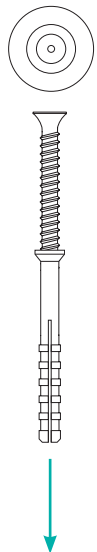
Screw length	GTS-S+DVP	Scope of insulation thickness	
		min	max
50		3	28
60		8	38
70		8	48
80		8	58
90		8	68
100		18	78
110		28	88
120		38	98
130		48	108
140		58	118
150		68	128
160		78	138
170		88	148
180		98	158
200		118	178
220		138	198
240		158	218
260		178	238
280		198	258
300		218	278

Steel



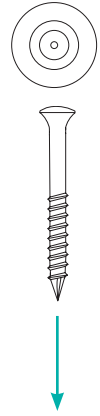
Screw length	GTS-B+DVP	Scope of insulation thickness	
		min	max
50		3	28
60		8	38
70		18	48
80		28	58
90		38	68
100		48	78
110		58	88
120		68	98
130		78	108
140		88	118
150		98	128
180		128	158
210		158	188
240		188	218
280		228	258
300		248	278

Concrete



Screw length	GTS-S + DVP + UZ-K sleeve	Scope of insulation thickness	
		min	max
90		7	30
100		17	40
110		27	50
120		37	60
130		47	70
140		57	80
150		67	90
160		77	100
170		87	110
180		97	120
200		117	140
220		137	160
240		157	180
260		177	200
280		197	220
300		217	240


Concrete




Screw length	GTHD + DVP	Scope of insulation thickness	
		min	max
60		26	27
70		26	37
80		26	47
90		26	57
100		36	67
130		66	97
160		96	127
180		116	147
200		136	167
220		156	187
250		186	217
280		216	247
300		236	267


SELECTION OF THE WASHER FASTENER FOR INSULATION THICKNESS


Timber



	GTHD + DVP	Scope of insulation thickness 	
		min	max
Screw length	60	26	27
	70	26	37
	80	26	47
	90	26	57
	100	36	67
	130	66	97
	160	96	127
	180	116	147
	200	136	167
	220	156	187
	250	186	217
	280	216	247
	300	236	267

Timber



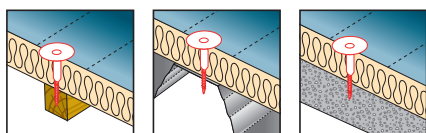
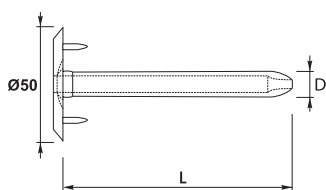
	GTS-S + DVP	Scope of insulation thickness 	
		min	max
Screw length	50	3	23
	60	8	33
	70	8	43
	80	8	53
	90	8	63
	100	18	73
	110	28	83
	120	38	93
	130	48	103
	140	58	113
	150	68	123
	160	78	133
	170	88	143
	180	98	153
	200	118	173
	220	138	193
	240	158	213
	260	178	233
	280	198	253
	300	218	273

G1

PLASTIC SLEEVE

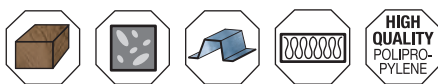
Plastic sleeves with a round washer with a diameter of 50 mm, made from high quality polypropylene copolymer.

ETA
ETA-12/0149



Intended for fastening insulation materials on flat roof applications, in combination with screws of type GTS-S, GTS-B, GTSX-B, GTHD. Additional spikes provide higher loading capacity of the connection sleeve-membrane.

Index	Sleeve					Packaging Single/ Qty/Collective [pcs]
	Washer diameter	Sleeve diameter	Length	Min. insulation thickness		
	D	d	L	Polystyrene, PIR	Wool	
	[mm]	[mm]	[mm]	[mm]	[mm]	
PG145035	50	14,5	35	50	50	500/1/500
PG145065	50	14,5	65	80	80	500/1/500
PG145085	50	14,5	85	100	100	500/1/500
PG145105	50	14,5	105	120	120	400/1/400
PG145135	50	14,5	135	150	150	250/1/250
PG145165	50	14,5	165	180	190	250/1/250
PG145185	50	14,5	185	200	210	200/1/200
PG145235	50	14,5	235	250	270	150/1/150
PG145285	50	14,5	285	300	320	125/1/125
PG145335	50	14,5	335	350	380	60/1/60
PG145385	50	14,5	385	400	430	40/1/40
PG145435	50	14,5	435	450	490	40/1/40

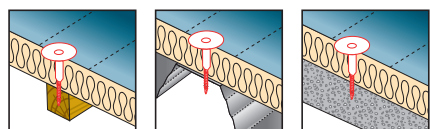
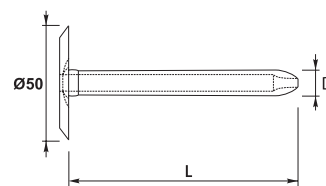


G2

PLASTIC SLEEVE

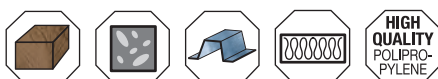
Plastic sleeves with a round washer with a diameter of 50 mm, made from high quality polypropylene copolymer.

ETA
ETA-12/0149



Intended for fastening insulation materials on flat roof applications, in combination with screws of type GTS-S, GTS-B, GTSX-B, GTHD.

Index	Sleeve					Packaging Single/ Qty/Collective [pcs]
	Washer diameter	Sleeve diameter	Length	Min. insulation thickness		
	D	d	L	Polystyrene, PIR	Wool	
	[mm]	[mm]	[mm]	[mm]	[mm]	
PG245035	50	14,5	35	50	50	500/1/500
PG245065	50	14,5	65	80	80	500/1/500
PG245085	50	14,5	85	100	100	500/1/500
PG245105	50	14,5	105	120	120	400/1/400
PG245135	50	14,5	135	150	150	250/1/250
PG245165	50	14,5	165	180	190	250/1/250
PG245185	50	14,5	185	200	210	200/1/200
PG245235	50	14,5	235	250	270	150/1/150
PG245285	50	14,5	285	300	320	125/1/125
PG245335	50	14,5	335	350	380	60/1/60
PG245385	50	14,5	385	400	430	40/1/40
PG245435	50	14,5	435	450	490	40/1/40



Screws made of surface-hardened carbon steel, with a sharp tip, fine thread, and bugle head with TORX 25 socket. Covered with an additional corrosion protection gRey.coat.

GTS-S

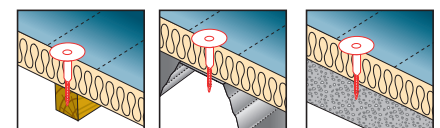
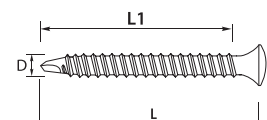
SELF-TAPPING INSULATION SCREWS

Intended for fastening insulation materials in applications of flat roofs in combination with a plastic sleeve for profiled structural steel sheets (up to 2 x 0.88 mm). In combination with expansion plug for concrete.

ETA
ETA-12/0149



Index	Screw				Drilling capacity	Minimum drilling thickness	Packaging Single/ Qty/Collective [pcs]
	D	L	L1	Type			
	[mm]	[mm]	[mm]		DC [mm]	T [mm]	
P152050T25GC0PL	4,8	50	45	T25	2x0,88	0,5	1000/1/1000
P152060T25GC0PL	4,8	60	50	T25	2x0,88	0,5	500/1/500
P152070T25GC0PL	4,8	70	60	T25	2x0,88	0,5	500/1/500
P152080T25GC0PL	4,8	80	70	T25	2x0,88	0,5	500/1/500
P152090T25GC0PL	4,8	90	80	T25	2x0,88	0,5	500/1/500
P152100T25GC0PL	4,8	100	80	T25	2x0,88	0,5	500/1/500
P152110T25GC0PL	4,8	110	80	T25	2x0,88	0,5	500/1/500
P152120T25GC0PL	4,8	120	80	T25	2x0,88	0,5	500/1/501
P152130T25GC0PL	4,8	130	80	T25	2x0,88	0,5	500/1/502
P152140T25GC0PL	4,8	140	80	T25	2x0,88	0,5	500/1/503
P152150T25GC0PL	4,8	150	80	T25	2x0,88	0,5	500/1/504
P152160T25GC0PL	4,8	160	80	T25	2x0,88	0,5	500/1/505
P152170T25GC0PL	4,8	170	80	T25	2x0,88	0,5	500/1/506
P152180T25GC0PL	4,8	180	80	T25	2x0,88	0,5	500/1/507
P152200T25GC0PL	4,8	200	80	T25	2x0,88	0,5	500/1/508
P152220T25GC0PL	4,8	220	80	T25	2x0,88	0,5	500/1/509
P152240T25GC0PL	4,8	240	80	T25	2x0,88	0,5	500/1/510
P152260T25GC0PL	4,8	260	80	T25	2x0,88	0,5	500/1/511
P152280T25GC0PL	4,8	280	80	T25	2x0,88	0,5	500/1/512
P152300T25GC0PL	4,8	300	80	T25	2x0,88	0,5	500/1/513
P152110T25GC3PL	4,8	110	80	T25	2x0,88	0,5	100/1/100
P152120T25GC3PL	4,8	120	80	T25	2x0,88	0,5	100/1/100
P152130T25GC3PL	4,8	130	80	T25	2x0,88	0,5	100/1/100
P152140T25GC3PL	4,8	140	80	T25	2x0,88	0,5	100/1/100
P152150T25GC3PL	4,8	150	80	T25	2x0,88	0,5	100/1/100
P152160T25GC3PL	4,8	160	80	T25	2x0,88	0,5	100/1/100
P152170T25GC3PL	4,8	170	80	T25	2x0,88	0,5	100/1/100
P152180T25GC3PL	4,8	180	80	T25	2x0,88	0,5	100/1/100
P152200T25GC3PL	4,8	200	80	T25	2x0,88	0,5	100/1/100
P152220T25GC3PL	4,8	220	80	T25	2x0,88	0,5	100/1/100
P152240T25GC3PL	4,8	240	80	T25	2x0,88	0,5	100/1/100
P152260T25GC3PL	4,8	260	80	T25	2x0,88	0,5	100/1/100
P152280T25GC3PL	4,8	280	80	T25	2x0,88	0,5	100/1/100
P152300T25GC3PL	4,8	300	80	T25	2x0,88	0,5	100/1/100




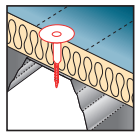
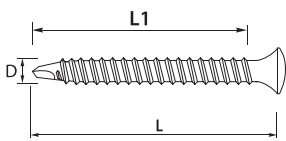
GTS-B

SELF-DRILLING, SELF-TAPPING
INSULATION SCREWS

Drilling, self-tapping screws made of surface-hardened carbon steel, with a reduced drilling point, fine thread, and bugle head with TORX25 socket. Covered with an additional corrosion protection gRey.coat.

Intended for fastening insulation materials in applications of flat roofs in combination with a plastic sleeve for profiled structural steel sheets (up to 2 x 1.25 mm)

ETA
ETA-12/0149



Index	Screw				Type	Drilling cap.	Min. drill. th.	Packaging Single/ Qty/Collective [pcs]
	D	L	L1	DC		T		
	[mm]	[mm]	[mm]	[mm]	[mm]	[mm]		
P153050T25GC0PL	4,8	50	45	T25	2x1,25	0,7	1000/1/1000	
P153060T25GC0PL	4,8	60	50	T25	2x1,25	0,7	500/1/500	
P153070T25GC0PL	4,8	70	50	T25	2x1,25	0,7	500/1/500	
P153080T25GC0PL	4,8	80	50	T25	2x1,25	0,7	500/1/500	
P153091T25GC0PL	4,8	90	50	T25	2x1,25	0,7	500/1/500	
P153100T25GC0PL	4,8	100	50	T25	2x1,25	0,7	500/1/500	
P153109T25GC0PL	4,8	110	50	T25	2x1,25	0,7	500/1/500	
P153120T25GC0PL	4,8	120	50	T25	2x1,25	0,7	500/1/500	
P153130T25GC0PL	4,8	130	50	T25	2x1,25	0,7	500/1/500	
P153140T25GC0PL	4,8	140	50	T25	2x1,25	0,7	500/1/500	
P153149T25GC0PL	4,8	150	50	T25	2x1,25	0,7	500/1/500	
P153180T25GC0PL	4,8	180	50	T25	2x1,25	0,7	500/1/500	
P153210T25GC0PL	4,8	210	50	T25	2x1,25	0,7	500/1/500	
P153240T25GC0PL	4,8	240	50	T25	2x1,25	0,7	500/1/500	
P153280T25GC0PL	4,8	280	50	T25	2x1,25	0,7	500/1/500	
P153109T25GC3PL	4,8	110	50	T25	2x1,25	0,7	100/1/100	
P153120T25GC3PL	4,8	120	50	T25	2x1,25	0,7	100/1/100	
P153130T25GC3PL	4,8	130	50	T25	2x1,25	0,7	100/1/100	
P153140T25GC3PL	4,8	140	50	T25	2x1,25	0,7	100/1/100	
P153149T25GC3PL	4,8	150	50	T25	2x1,25	0,7	100/1/100	
P153180T25GC3PL	4,8	180	50	T25	2x1,25	0,7	100/1/100	
P153210T25GC3PL	4,8	210	50	T25	2x1,25	0,7	100/1/100	
P153240T25GC3PL	4,8	240	50	T25	2x1,25	0,7	100/1/100	
P153280T25GC3PL	4,8	280	50	T25	2x1,25	0,7	100/1/100	
P153300T25GC3PL	4,8	300	50	T25	2x1,25	0,7	100/1/100	

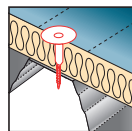
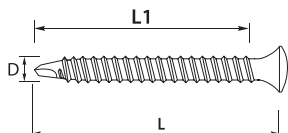
GTSX-B

SELF-DRILLING, SELF-TAPPING
INSULATION SCREWS

Drilling, self-tapping screws made of austenitic stainless steel, with a reduced drilling point, fine thread, and bugle head with TORX25 socket. Covered with an additional corrosion protection gRey.coat.

Intended for fastening insulation materials in applications of flat roofs in combination with a plastic sleeve for profiled structural steel sheets (up to 2 x 1.25 mm). Intended for use in facilities with increased corrosiveness of the atmosphere inside the building.

ETA
ETA-12/0149



Index	Screw				Typ	Drilling cap.	Min. drill. th.	Packaging Single/ Qty/Collective [pcs]
	D	L	L1	DC		T		
	[mm]	[mm]	[mm]	[mm]	[mm]	[mm]		
P173060T25GC0PL	4,8	60	50	T25	2x1,25	0,7	500/1/500	

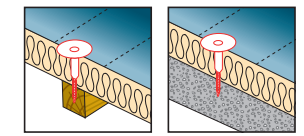
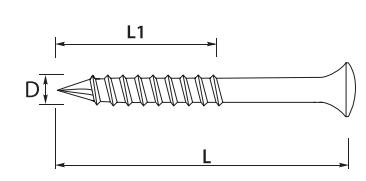
Screws made of surface-hardened carbon steel, with a Ricoh drilling point, coarse thread, and bugle head with TORX 25 socket. Covered with an additional corrosion protection gRey.coat.

GTHD

INSULATION SCREWS FOR CONCRETE

Intended for fastening insulation materials on flat roof applications, in combination with a plastic sleeve for concrete and timber structure.

Index	Screw				hef		Packaging Single/ Qty/Collective [pcs]
	D	L	L1	TX	H [mm]		
	[mm]	[mm]	[mm]		concrete	timber	
P156060GC0PL	6,3	60	31	25	30	30	500/1/500
P156070GC0PL	6,3	70	41	25	30	30	500/1/500
P156080GC0PL	6,3	80	51	25	30	30	500/1/500
P156090GC0PL	6,3	90	61	25	30	30	500/1/500
P156100GC0PL	6,3	100	61	25	30	30	500/1/500
P156130GC0PL	6,3	130	61	25	30	30	500/1/500
P156160GC0PL	6,3	160	61	25	30	30	500/1/500
P156180GC0PL	6,3	180	61	25	30	30	500/1/500
P156200GC0PL	6,3	200	61	25	30	30	500/1/500
P156220GC0PL	6,3	220	61	25	30	30	500/1/500
P156250GC0PL	6,3	250	61	25	30	30	500/1/500
P156280GC0PL	6,3	280	61	25	30	30	500/1/500
P156300GC0PL	6,3	300	61	25	30	30	500/1/500
P156130GC3PL	6,3	130	61	25	30	30	100/1/100
P156160GC3PL	6,3	160	61	25	30	30	100/1/100
P156180GC3PL	6,3	180	61	25	30	30	100/1/100
P156200GC3PL	6,3	200	61	25	30	30	100/1/100
P156220GC3PL	6,3	220	61	25	30	30	100/1/100
P156250GC3PL	6,3	250	61	25	30	30	100/1/100
P156280GC3PL	6,3	280	61	25	30	30	100/1/100
P156300GC3PL	6,3	300	61	25	30	30	100/1/100



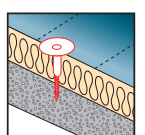
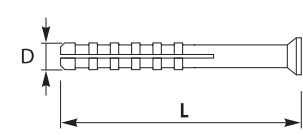
Nylon plugs with a collar made of high-quality polyamide.

U-ZK

EXPANSION PLUG FOR CONCRETE

Intended for fastening insulation materials on concrete in applications of flat roofs in combination with GTS-S screw. Long expansion zone ensures proper fastening even in lower class concrete.

Index	Type	Plug		Packaging Single/ Qty/Collective [pcs]
		L [mm]	D [mm]	
PBP80570PL	U-ZK	60	8,0	200/4/800

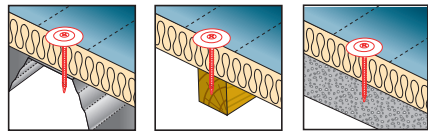
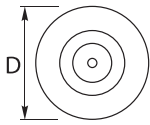



DVP

RECESSED, ROUND FLAT ROOF WASHERS

Round roof insulation washers made of steel sheet, covered with alu-zinc corrosion coating.

ETA
ETA-12/0149



Intended for fastening insulation materials on flat roof applications, in combination with insulation screws.

Index	Washer			Packaging Single/ Qty/Collective [pcs]
	D	H	d	
	[mm]	[mm]	[mm]	
PDVPEF7010D	70	1,0	7,0	500/1/500

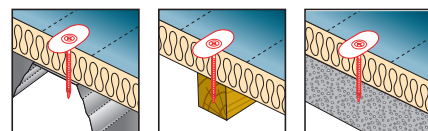
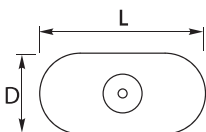


DVP

RECESSED, OVAL FLAT ROOF WASHERS

Oval roof insulation washers made of steel sheet, covered with alu-zinc corrosion coating.

ETA
ETA-12/0149



Intended for fastening insulation materials on flat roof applications, in combination with insulation screws.

Index	Washer				Packaging Single/ Qty/Collective [pcs]
	D	L	H	d	
	[mm]	[mm]	[mm]	[mm]	
PDVPEF8040D	40	80	1,0	7	500/1/500



Round roof insulation washers made of steel sheet, covered with alu-zinc corrosion coating.

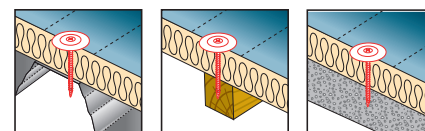
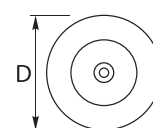
DVP ROUND FLAT ROOF WASHERS

Intended for fastening insulation materials on flat roof applications, in combination with insulation screws.

ETA
ETA-12/0149



Index	Washer			Packaging Single/ Qty/Collective [pcs]
	D	H	d	
	[mm]	[mm]	[mm]	
PDVPEF4010N	40	1,0	7,0	1000/1/1000
PDVPEF5010N	50	1,0	7,0	1000/1/1000
PDVPEF7010N	70	1,0	7,0	500/1/500



Oval roof insulation washers made of steel sheet, covered with alu-zinc corrosion coating.

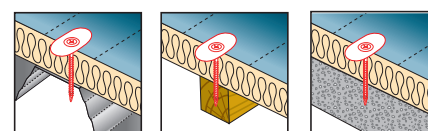
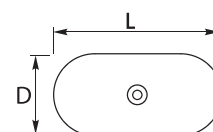

DVP OVAL FLAT ROOF WASHERS

Intended for fastening insulation materials on flat roof applications, in combination with insulation screws.

ETA
ETA-12/0149



Index	Washer				Packaging Single/ Qty/Collective [pcs]
	D	L	H	d	
	[mm]	[mm]	[mm]	[mm]	
PDVPEF8040N	40	80	1,0	7,0	500/1/500



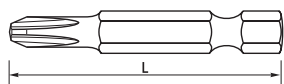
SCREWDRIVER BITS PH2

Screwdrivers bits are made of high quality chrome vanadium steel, surface hardened, protected from corrosion.

Intended for use in screwdrivers. Used for correct screwing fasteners into the structure material.



Index	Bit		Packaging Single/ Qty/Collective [pcs]
	L [mm]	Type	
P189515	150	PH2	1/1/1
P189520	200	PH2	1/1/1
P189525	250	PH2	1/1/1
P189530	300	PH2	1/1/1
P189535	350	PH2	1/1/1



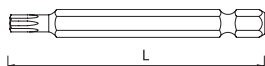
SCREWDRIVER BITS TORX

Screwdrivers bits are made of high quality chrome vanadium steel, surface hardened, protected from corrosion.

Intended for use in screwdrivers. Used for correct screwing fasteners into the structure material.



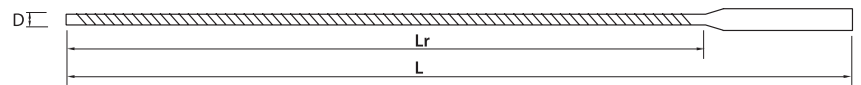
Index	Bit		Packaging Single/ Qty/Collective [pcs]
	L [mm]	Type	
P189002	150	TX25	1/1/1
P189003	200	TX25	1/1/1
P189004	250	TX25	1/1/1
P189005	300	TX25	1/1/1
P189008	350	TX25	1/1/1



Drill bits for pre-drilling in concrete.

CONCRETE DRILL BITS

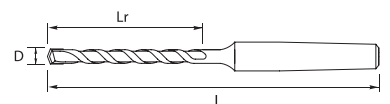
Index	Drill bit				Packaging Single/ Qty/Collective [pcs]
	L	Lr	D	Connection end	
	[mm]	[mm]	[mm]	Type	
PSDS550110	110	50	5	SDS+	1/1/1
PSDS5100160	160	100	5	SDS+	1/1/1
PSDS5150210	210	150	5	SDS+	1/1/1
PSDS5200260	260	200	5	SDS+	1/1/1
PSDS5250310	310	250	5	SDS+	1/1/1
PSDS5300360	360	300	5	SDS+	1/1/1
PSDS5350410	410	350	5	SDS+	1/1/1
PSDS5400450	450	400	5	SDS+	1/1/1
PSDS52150210	210	150	5,2	SDS+	1/1/1
PSDS52200260	260	200	5,2	SDS+	1/1/1
PSDS52250310	310	250	5,2	SDS+	1/1/1
PSDS55100160	160	100	5,5	SDS+	1/1/1
PSDS55150210	210	150	5,5	SDS+	1/1/1
PSDS55200260	260	200	5,5	SDS+	1/1/1
PSDS55250310	310	250	5,5	SDS+	1/1/1
PSDS55250370	370	310	5,5	SDS+	1/1/1
PSDS55350410	410	350	5,5	SDS+	1/1/1



Drill bits for pre-drilling in concrete.

CONCRETE CONE DRILL BITS

Index	Drill bit				Packaging Single/ Qty/Collective [pcs]
	L	Lr	D	Connection end	
	[mm]	[mm]	[mm]	Type	
P5X55X115	115	55	5	Cone	1/1/1
P55X55X115	115	55	5,5	Cone	1/1/1




ADAPTER FOR CONE DRILL BITS

SDS adapter made of high-quality material designed for use with cone drill bits.



Comes with a wedge for disassembly cone drill bits

Index	Extension		Drill connection
	L	Connection end	Type
	[mm]	Type	Type
PZAK500	500	SDS+	Cone
PZAK800	800	SDS+	Cone

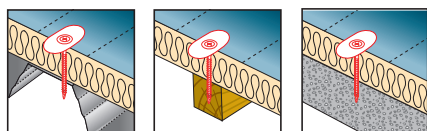


ADAPTER FOR SCREWDRIVER BITS

Adapter for screwdriver bits made of high-quality surface-hardened chrome steel, anti-corrosive protected

They are intended for use in screwdrivers for correct driving the screws into the substrate. Ideally suited for installing sleeves used in flat roofs. The kit includes an extension, a short PH2 bit, a short TORX25 bit and a key for changing bits.

Index	L	Packaging Single/ Qty/Collective [pcs]
	[mm]	
P189010	500	1/1/1





ANCHORS AND SPECIAL FASTENERS





ANCHORS AND SPECIAL FASTENERS

- **CHMICAL ANCHORS**
- **CHEMICAL ANCHOR ACCESSORIES**
- **WEDGE ANCHORS**
- **SCREW ANCHORS**
- **FRAME ANCHORS**
- **UNIVERSAL NYLON PLUGS**



Installation in concrete and solid masonry without the use of a mesh sleeve:


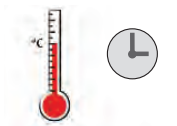
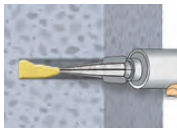
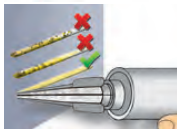


Preparation of the holes:

1. Holes should be drilled perpendicular to the surface of the base material, using a properly selected drill and drilling method, depending on the type of substrate, embedment depth and size of the anchor.
2. Before applying the resin, clean the holes with a pump and a brush.
 - A. Blow the hole 4x (2x for KEM EP) with the pump, starting from the bottom.
 - B. Brush the hole 4x (2x for KEM EP) with a properly selected brush diameter.
 - C. Blow the hole 4x (2x for KEM EP) again with the pump.
 - D. Repeat the procedure if necessary.

Resin application:

1. Attach the end of the dedicated mixer to the cartridge and place the cartridge in the appropriate dispenser.
2. Before starting the application of the resin to the hole, the ingredients should be properly mixed by discarding the first minimum 3 portions into the free space until a homogeneous mass is obtained.
3. Starting from the bottom of the cleaned hole, apply the resin so as to fill the hole 2/3 of its depth. Avoiding the formation of air bubbles. Use the gel and working times given in the approvals and in the instructions on the cartridge.
4. In the case of holes deeper than 190 mm, a special mixer extension should be used.
5. Insert the threaded rod or rebar into the hole by turning it several times. This will allow the mass to be evenly distributed in the hole. The anchor rod should be free from any dirt, grease, oil and other substances.
6. Make sure the anchor rod is fully inserted into the hole, the resin should be visible at the top of the hole.



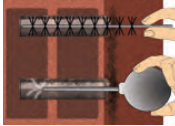
Curing a chemical anchor and installing a fixed element:

7. Allow the resin to cure completely before applying any load or torque. Do not twist or manipulate the inserted rod.
8. When fully cured, the element to be fastened can be put on and tightened to the maximum tightening torque appropriate for the size. Tightening must be done with a calibrated torque wrench.

Installation in solid masonry and hole bricks with the use of a mesh sleeve.

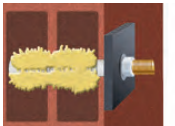
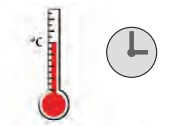
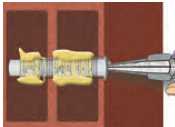
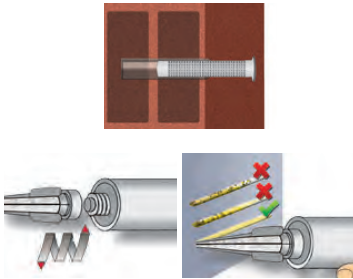
Preparation of the holes:

1. Holes should be drilled perpendicular to the surface of the base material, using a properly selected drill and drilling method, depending on the type of substrate, embedment depth and size of the anchor.
2. Before applying the resin, clean the holes with a pump and a brush.
 - A. Blow the hole 2x with the pump, starting from the bottom.
 - B. Brush the hole 2x with a properly selected brush diameter.
 - C. Blow the hole 2x again with the pump.
 - D. Repeat the procedure if necessary.



Resin and sleeve application:

1. Place a mesh sleeve of an appropriate length in the hole until it is flush with the surface of the base material, the plastic sleeves must not be cut.
2. Attach the end of the dedicated mixer to the cartridge and place the cartridge in the appropriate dispenser.
3. Before starting the application of the resin to the hole, the ingredients should be properly mixed by discarding the first minimum 3 portions into the free space until a homogeneous mass is obtained.
4. Starting from the bottom of the plastic sleeve, apply the resin in the amount specified in the installation instructions.
5. In the case of holes deeper than 130 mm, a special mixer extension should be used.
6. Insert the threaded rod into the sleeve by turning it several times. This will allow the mass to be evenly distributed in the hole. The anchor rod should be free from any dirt, grease, oil and other substances.
7. Make sure the anchor rod is fully inserted into the hole, the resin should be visible at the top of the hole.



Curing a chemical anchor and installing a fixed element:

8. Allow the resin to cure completely before applying any load or torque. Do not twist or manipulate the inserted rod.
9. When fully cured, the element to be fastened can be put on and tightened to the maximum tightening torque appropriate for the size. Tightening must be done with a calibrated torque wrench.

Steel loading resistance – threaded rod

Threaded rod				M8	M10	M12	M16	M20	M24	M27	M30	
Cross-section area		A_s	mm ²	36.6	58	84.3	157	245	353	459	561	
Section modulus		W_{el}	mm ³	31	62	109	277	541	935	1387	1874	
Characteristic tension resistance $N_{rks} = A_s \times f_{uk}$	N_{rks}	kN	Steel class	4.6/4.8	15	23	34	63	98	141	184	224
				5.6/5.8	18	29	42	78	122	176	230	280
				8.8	29	46	67	125	196	282	368	449
				A2, A4 i HCR, class 50	18	29	42	79	123	177	230	281
				A2, A4 i HCR, class 70	26	41	59	110	171	247	-	-
Characteristic shear resistance without lever arm $V_{rks} = 0,5 \times A_s \times f_{uk}$	V_{rks}	kN	Steel class	4.6/4.8	7	12	17	31	49	71	92	112
				5.6/5.8	9	15	21	39	61	88	115	140
				8.8	15	23	34	63	98	141	184	224
				A2, A4 i HCR, class 50	9	15	21	39	61	88	115	140
				A2, A4 i HCR, class 70	13	20	30	55	86	124	-	-
Characteristic shear resistance with lever arm $M_{rks} = 1.2 \times W_{el} \times f_{uk}$	M_{rks}	Nm	Steel class	4.6/4.8	15	30	52	133	260	449	666	900
				5.6/5.8	19	37	65	166	324	560	833	1123
				8.8	30	60	105	266	519	896	1333	1797
				A2, A4 i HCR, class 50	19	37	66	167	325	561	832	1125
				A2, A4 i HCR, class 70	26	52	92	232	454	784	-	-

Installation parameters in concrete C20/25 – threaded rod

Threaded rod	M8	M10	M12	M16	M20	M24	M27	M30
Nominal hole diameter d_0 [mm]	10	12	14	18	24	28	32	35
Minimum base material thickness [mm]	$H_{ef} + 30 \text{ mm} / \geq 100 \text{ mm}$				$H_{ef} + 2d_0$			
Minimum edge distance [mm]	40	50	60	80	100	120	135	150
Minimum anchor spacing [mm]	40	50	60	80	100	120	135	150
Torque [Nm]	10	20	40	80	120	160	180	200

Steel loading resistance – rebar

Rebar				Ø8	Ø10	Ø12	Ø14	Ø16	Ø20	Ø25	Ø28	Ø32	
Cross-section area		A_s	mm ²	50	79	113	154	201	314	491	616	804	
Section modulus		W_{el}	mm ³	50	98	170	269	402	785	1534	2155	3217	
Characteristic tension resistance $N_{rks} = A_s \times f_{uk}$	N_{rks}	kN	Steel class	BSt 500S	28	43	62	85	111	173	270	339	442
					14	22	31	42	55	86	135	169	221
					33	64	112	177	265	518	1012	1422	2123
Characteristic shear resistance without lever arm $V_{rks} = 0,5 \times A_s \times f_{uk}$	V_{rks}	kN											
Characteristic shear resistance with lever arm $M_{rks} = 1.2 \times W_{el} \times f_{uk}$	M_{rks}	Nm											

Installation parameters in concrete C20/25 – rebar

Rebar	Ø8	Ø10	Ø12	Ø14	Ø16	Ø20	Ø25	Ø28	Ø32
Nominal hole diameter d_0 [mm]	12	14	16	18	20	24	32	35	40
Minimum base material thickness [mm]	$H_{ef} + 30 \text{ mm} / \geq 100 \text{ mm}$				$H_{ef} + 2d_0$				
Minimum edge distance [mm]	40	50	60	70	80 (75)	100 (95)	125 (120)	140 (130)	160 (150)
Minimum anchor spacing [mm]	40 (35)	50 (40)	60 (45)	70 (50)	80 (50)	100 (60)	125 (70)	140 (75)	160 (85)

Temperature, working and curing time

Cartridge temperature	Concrete temp. [°C]	Working time [min]	Minimum curing time [min]
+15°C to +40°C	-5 to -1 °C	90	360
	0 to +4 °C	45	180
	+5 to +9 °C	25	120
	+10 to +14 °C	20	100
	+15 to +19 °C	15	80
	+20 to +29 °C	6	45
	+30 to +34 °C	4	25
	+35 to +39 °C	2	20

Tensile and shear resistance of the single anchor in non-cracked concrete C20/25 with fulfilled installation parameters – characteristic values. Temperature range 40/24 °C. $C_1 = 1.5 h_{ef}$ acc. ETA-12/608

Threaded rod			M8		M10		M12		M16		M20		M24	
τ_{Rk}			8,5		8		8		8		8		8	
Embedment depth	mm		Min	Max	Min	Max	Min	Max	Min	Max	Min	Max	Min	Max
			60	160	60	200	70	240	80	320	90	400	96	480
Characteristic resistance combined pull-out and concrete cone failure	$N_{rk,p}$	kN	$N_{rk,p} = \pi \times d \times h_{ef} \times \tau_{Rk}$											
			12.8	34.2	15.1	50.3	21.1	72.4	32.2	128.7	45.2	201.1	57.9	289.5
Characteristic resistance concrete cone failure	$N_{rk,c}$	kN	$N_{rk,c} = k \times \sqrt{f_{ck,cube}} \times h_{ef}^{1.5}$											
			23.5	102.2	23.5	142.8	29.6	187.8	36.1	289.1	43.1	404	47.5	531.1
Characteristic resistance concrete pry-out failure	$V_{rk,p}$	kN	$V_{rk,p} = k \times \min(N_{rk,p}; N_{rk,c})$											
			25.6	68.4	30.2	100.5	59.2	144.8	72.3	257.4	86.2	402.1	95	579.1
Characteristic resistance concrete edge failure for $C_1 = 1.5 h_{ef}$	$V_{rk,c}$	kN	$V_{rk,c} = k_1 \times d^2 \times h_{ef}^{\beta} \times \sqrt{f_{ck,cube}} \times C_1^{1.5}$											
			17.8	97.7	17.7	145.1	23	200.4	28.6	333.8	32.7	444.6	38.4	684.8

Masonry base material – installation parameters

Installation parameters in autoclaved aerated concrete (AAC) and in solid masonry (without mesh sleeve)

Threaded rod			M8	M10	M12	M16
Nominal drill hole diameter	d_0	[mm]	10	12	14	18
Drill hole depth	h_0	[mm]	80	90	100	100
Effective embedment depth	$h_{ef} = h_{nom}$	[mm]	80	90	100	100
Minimum masonry thickness	h_{min}	[mm]	$h_{ef} + 30$			
Minimum edge distance			See masonry properties: Appendix C4 to C35, ETA-12/534			
Minimum anchor spacing						

Installation parameters in solid masonry and in hollow bricks (with mesh sleeve)

Threaded rod			M8	M10			M12/M16		
Mesh sleeve	[mm]		12x80	16x85	16x130	16x130/330	20x85	20x130	20x200
Nominal drill hole diameter	[mm]		12	16	16	16	20	20	20
Drill hole depth	h_0	[mm]	85	90	135	135	90	135	205
Effective embedment depth	$h_{ef} = h_{nom}$	[mm]	80	85	130	130	85	130	200
Minimum masonry thickness	h_{min}	[mm]	115	115	175	175	115	175	240
Minimum edge distance			See masonry properties: Appendix C4 to C35, ETA-12/534						
Minimum anchor spacing									

Loading resistance in masonry. Chosen base material, acc. ETA-12/534. The most favorable strength parameters of the materials were assumed. Temperature range 40/24 °C

Base material	Rod			T _{max}	N _{rk} *		V _{rk} *		
	Rod	Mesh sleeve	h _{ef}		d/d	w/d	d/d		
			mm	Nm	kN	w/w	w/w		
AAC	M8	-	80	2	2	2	5.5		
	M10	-	90		3	2.5	9		
	M12	-	100		4,5	3	9		
	M16	-	100		5,5	3,5	11		
Solid silicate brick KS-NF f _b ≥ 27 N/mm ²	M8	-	80	10	5,5		5		
		SH 12x80	80		4,5		4,5		
		SH 16x130	130		6,5		5,5		
	M10	-	90	20	5,5		5,5		
		SH 16x85	85		4,5		5,5		
		SH 16x130	130		6,5		6,5		
	M12	-	100	20	6,5		6		
		SH 20x85	85		4,5		5,5		
		SH 20x200	200		6,5		6,5		
	M16	-	100	20	5,5		6		
		SH 20x85	85		4,5		5,5		
		SH 20x200	200		6,5		6,5		
Hollow silicate brick KS L-3DF f _b ≥ 14 N/mm ²	M8	SH 12x80	80	8	2,5		3		
		SH 16x130	130		4		5		
	M10	SH 16x85	85		2,5		4		
		SH 16x130	130		4		5		
	M12	SH 20x85	85		2,5		4,5		
		SH 20x200	200		4		5		
	M16	SH 20x85	85		2,5		4,5		
		SH 20x200	200		4		6		
	Solid ceramic brick Mz-DF f _b ≥ 28 N/mm ²	M8	-		80	6	3		5,5
			SH12x80		80		3,5		5
SH16x130			130	5			5		
M10		-	90	8	3		6,5		
		SH 16x85	85		3,5		6		
		SH 16x130	130		5		6		
M12		-	100	8	2,5		9		
		SH 20x85	85		3,5		6		
		SH 20x200	200		5		6		
M16		-	100	8	4,5		9		
		SH 20x85	85		3,5		6		
		SH 20x200	200		5		6		
Hollow ceramic brick HLz-16DF f _b ≥ 14 N/mm ²	M8	SH12x80	80	6	1,5		4		
		SH16x130	130		3,5		6,5		
	M10	SH 16x85	85		2,5		6		
		SH 16x130	130		3,5		9		
	M12	SH 20x85	85		3,5		6		
		SH 20x200	200		3,5		9		
	M16	SH 20x85	85		3,5		6		
		SH 20x200	200		3,5		9		
Hollow brick Calibric Th f _b ≥ 12 N/mm ²	M8	SH12x80	80	2	0,9		4		
		SH16x130	130		1,2		5,5		
	M10	SH 16x85	85		0,9		5,5		
		SH 16x130	130		1,5		5,5		
	M12	SH 20x85	85		0,9		8,5		
		SH 20x130	200		1,5		8,5		
	M16	SH 20x85	85		1,5		8,5		
		SH 20x130	200		1,5		8,5		

* The most favorable strength parameters of the materials were assumed. For other material parameters see: ETA-12/534

Temperature, working and curing time

Cartridge temperature	Concrete temp. [°C]	Working time [min]	Minimum curing time
+15°C do +40°C	0 do +4 °C	45	7 h
	+5 do +9 °C	25	2 h
	+10 do +19 °C	15	80 min
	+20 do +29 °C	6	45 min
	+30 do +34 °C	4	25 min
	+35 do +39 °C	2	20 min
	+40 °C	1,5	15 min

Tensile and shear resistance of the single anchor in non-cracked concrete C20/25 with fulfilled installation parameters - characteristic values. Temperature range 40/24 °C. $C_1 = 1,5 h_{ef}$ acc. ETA-08/0383.

Rod		M8		M10		M12		M16		M20		M24		M27		M30	
τ_{Rk}		10		12		12		12		12		11		10		9	
Embedment depth	mm	Min	Max	Min	Max	Min	Max	Min	Max	Min	Max	Min	Max	Min	Max	Min	Max
		60	160	60	200	70	240	80	320	90	400	96	480	108	540	120	600
Characteristic resistance combined pull-out and concrete cone failure	$N_{rk,p}$	$N_{rk,p} = \pi \times d \times h_{ef} \times \tau_{Rk}$															
	kN	15,1	40,2	22,6	75,4	31,7	108,6	48,3	193	67,9	301,6	79,6	398,1	91,6	458	101,8	508,9
Characteristic resistance concrete cone failure	$N_{rk,c}$	$N_{rk,c} = k \times \sqrt{f_{ck,cube}} \times h_{ef}^{1,5}$															
	kN	23,5	102,2	23,5	142,8	29,6	187,8	36,1	289,1	43,1	404	47,5	531,1	56,7	633,7	66,4	742,2
Characteristic resistance concrete pry-out failure	$V_{rk,p}$	$V_{rk,p} = k \times \min(N_{rk,p}; N_{rk,c})$															
	kN	30,2	80,4	45,2	150,8	59,2	217,1	72,3	386	86,2	603,2	95	796,2	113,4	916,1	132,8	1017,9
Characteristic resistance concrete Edge failure	$V_{rk,c}$	$V_{rk,c} = k_1 \times d^2 \times h_{ef}^{\beta} \times \sqrt{f_{ck,cube}} \times c_1^{1,5}$															
	kN	15,6	68,4	16,1	98,4	20,8	132,5	26,5	212	32,7	305,1	37	410,8	44,9	497,9	53,5	591,4

Tensile and shear resistance of the single anchor in cracked concrete C20/25 with fulfilled installation parameters - characteristic values. Temperature range 40/24 °C. $C_1 = 1,5 h_{ef}$ acc. ETA-08/0383

Rod		M8		M10		M12		M16		M20		M24		M27		M30	
τ_{Rk}		4		5		5,5		5,5		5,5		5,5		6,5		6,5	
Embedment depth	mm	Min	Max	Min	Max	Min	Max	Min	Max	Min	Max	Min	Max	Min	Max	Min	Max
		60	160	60	200	70	240	80	320	90	400	96	480	108	540	120	600
Characteristic resistance combined pull-out and concrete cone failure	$N_{rk,p}$	$N_{rk,p} = \pi \times d \times h_{ef} \times \tau_{Rk}$															
	kN	6	16,1	9,4	31,4	14,5	49,8	22,1	88,5	31,1	138,2	39,8	199,1	59,5	297,7	73,5	367,6
Characteristic resistance concrete cone failure	$N_{rk,c}$	$N_{rk,c} = k \times \sqrt{f_{ck,cube}} \times h_{ef}^{1,5}$															
	kN	16,7	72,9	16,7	101,8	21,1	133,9	25,8	206,1	30,7	288	33,9	378,6	40,4	451,7	47,3	529,1
Characteristic resistance concrete pry-out failure	$V_{rk,p}$	$V_{rk,p} = k \times \min(N_{rk,p}; N_{rk,c})$															
	kN	12,1	32,2	18,8	62,8	42,2	99,5	51,5	176,9	61,5	276,5	67,7	398,1	80,8	595,5	94,6	735,1
Characteristic resistance concrete Edge failure	$V_{rk,c}$	$V_{rk,c} = k_1 \times d^2 \times h_{ef}^{\beta} \times \sqrt{f_{ck,cube}} \times c_1^{1,5}$															
	kN	11,1	48,4	11,4	69,7	14,8	93,9	18,8	150,1	23,1	216,1	26,2	291	31,8	352,7	37,9	418,9

Tensile and shear resistance of the single anchor in non-cracked concrete C20/25 with fulfilled installation parameters – characteristic values. Temperature range 40/24 °C. $C_1 = 1,5 h_{ef}$ acc. ETA-08/0383

Rebar		Ø8	Ø10	Ø12	Ø14	Ø16	Ø20	Ø25	Ø28	Ø32								
τ_{Rk}		10	12	12	12	12	12	11	10	8,5								
Embedment depth	mm	Min	Max	Min	Max	Min	Max	Min	Max	Min	Max	Min	Max	Min	Max	Min	Max	
		60	160	60	200	70	240	75	280	80	320	90	400	100	500	112	580	128
Characteristic resistance combined pull-out and concrete cone failure	$N_{rk,p}$	kN	$N_{rk,p} = \pi \times d \times h_{ef} \times \tau_{Rk}$															
			15,1	40,2	22,6	75,4	31,7	108,6	39,6	147,8	48,3	193	67,9	301,6	86,4	432	98,5	510,2
Characteristic resistance concrete pry-out failure	$N_{rk,c}$	kN	$N_{rk,c} = k \times \sqrt{f_{ck,cube}} \times h_{ef}^{1,5}$															
			23,5	102,2	23,5	142,8	29,6	187,8	32,8	236,6	36,1	289,1	43,1	404	50,5	564,6	59,9	705,4
Characteristic resistance concrete pry-out failure	$V_{rk,p}$	kN	$V_{rk,p} = k \times \min(N_{rk,p}; N_{rk,c})$															
			30,2	80,4	45,2	150,8	59,2	217,1	65,6	295,6	72,3	386	86,2	603,2	101	863,9	119,7	1020,4
Characteristic resistance concrete Edge failure	$V_{rk,c}$	kN	$V_{rk,c} = k_1 \times d^a \times h_{ef}^b \times \sqrt{f_{ck,cube}} \times c_1^{1,5}$															
			15,6	68,4	16,1	98,4	20,8	132,5	23,6	170,4	26,5	212	32,7	305,1	39,6	439,2	47,7	556,7

Tensile and shear resistance of the single anchor in cracked concrete C20/25 with fulfilled installation parameters – characteristic values. Temperature range 40/24 °C. $C_1 = 1,5 h_{ef}$ acc. wg: ETA-08/0383

Rebar		Ø8	Ø10	Ø12	Ø14	Ø16	Ø20	Ø25	Ø28	Ø32								
τ_{Rk}		4	5	5,5	5,5	5,5	5,5	5,5	6,5	6,5								
Embedment depth	mm	Min	Max	Min	Max	Min	Max	Min	Max	Min	Max	Min	Max	Min	Max	Min	Max	
		60	160	60	200	70	240	75	280	80	320	90	400	100	500	112	580	128
Characteristic resistance combined pull-out and concrete cone failure	$N_{rk,p}$	kN	$N_{rk,p} = \pi \times d \times h_{ef} \times \tau_{Rk}$															
			6	16,1	9,4	31,4	14,5	49,8	18,1	67,7	22,1	88,5	31,1	138,2	43,2	216	64	331,6
Characteristic resistance concrete pry-out failure	$N_{rk,c}$	kN	$N_{rk,c} = k \times \sqrt{f_{ck,cube}} \times h_{ef}^{1,5}$															
			16,7	72,9	16,7	101,8	21,1	133,9	23,4	168,7	25,8	206,1	30,7	288	36	402,5	42,7	502,9
Characteristic resistance concrete pry-out failure	$V_{rk,p}$	kN	$V_{rk,p} = k \times \min(N_{rk,p}; N_{rk,c})$															
			12,1	32,2	18,8	62,8	42,2	99,5	46,8	135,5	51,5	176,9	61,5	276,5	72	432	85,3	663,3
Characteristic resistance concrete Edge failure	$V_{rk,c}$	kN	$V_{rk,c} = k_1 \times d^a \times h_{ef}^b \times \sqrt{f_{ck,cube}} \times c_1^{1,5}$															
			11,1	48,4	11,4	69,7	14,8	93,9	16,7	120,7	18,8	150,1	23,1	216,1	28	311,1	33,8	394,3

Masonry base material – installation parameters

Installation parameters in autoclaved aerated concrete (AAC) and in solid masonry (without mesh sleeve)

Threaded rod			M8	M10	M12	M16
Nominal drill hole diameter	d_0	[mm]	10	12	14	18
Drill hole depth	h_0	[mm]	80	90	100	100
Effective embedment depth	$h_{ef} = h_{nom}$	[mm]	80	90	100	100
Minimum masonry thickness	h_{min}	[mm]	$h_{ef} + 30$			
Minimum edge distance			See masonry properties: Appendix C4 to C35, ETA-12/0543			
Minimum anchor spacing						

Installation parameters in solid masonry and in hollow bricks (with mesh sleeve)

Threaded rod			M8	M/M10			M12/M16		
Mesh sleeve		[mm]	12x80	16x85	16x130	16x130/330	20x85	20x130	20x200
Nominal drill hole diameter		[mm]	12	16	16	16	20	20	20
Drill hole depth	h_0	[mm]	85	90	135	135	90	135	205
Effective embedment depth	$h_{ef} = h_{nom}$	[mm]	80	85	130	130	85	130	200
Minimum masonry thickness	h_{min}	[mm]	115	115	175	175	115	175	240
Minimum edge distance			See masonry properties: Appendix C4 to C35, ETA-12/0543						
Minimum anchor spacing									

Loading resistance in masonry. Chosen base material, acc. ETA-12/543. The most favorable strength parameters of the materials were assumed. Temperature range 40/24 °C

Rod				T_{max}	N_{rk}^*		V_{rk}^*		
Base material	Rod	Mesh sleeve	h_{ef}	d/d w/d w/w	d/d	w/d w/w	d/d w/d w/w		
			mm	Nm	kN		kN		
AAC	M8	-	80	2	2,5	2,5	6		
	M10	-	90		4	3,5	10		
	M12	-	100		5	4,5	10		
	M16	-	100		6,5	5,5	10		
Solid silicate brick KS-NF $f_b \geq 27 \text{ N/mm}^2$	M8	-	80	2	7	6	4,5		
		SH 12x80	80		6,5	5,5	4,5		
		SH 16x130	130		5,5	5,5	4,5		
	M10	-	90		7	6	5,5		
		SH 16x85	85		5,5	5,5	4,5		
		SH 16x130	130		5,5	5,5	4,5		
	M12	-	100		7	6	4,5		
		SH 20x85	85		5	5	4,5		
		SH 20x200	200		5	5	4,5		
	M16	-	100		6	6	4,5		
		SH 20x85	85		5	5	4,5		
		SH 20x200	200		5	5	4,5		
Hollow silicate brick KS L-3DF $f_b \geq 14 \text{ N/mm}^2$	M8	SH 12x80	80	2	2,5	2	3,5		
		SH 16x130	130		2,5	2,5	6		
	M10	SH 16x85	85		2,5	2,5	6		
		SH 16x130	130		2,5	2,5	6		
	M12	SH 20x85	85		6,5	6,5	6		
		SH 20x200	200		6,5	6,5	6		
	M16	SH 20x85	85		6,5	6,5	6		
		SH 20x200	200		6,5	6,5	6		
	Solid ceramic brick Mz-DF $f_b \geq 28 \text{ N/mm}^2$	M8	-		80	14	5,5		5,5
			SH12x80		80	2	5,5		5,5
SH16x130			130		6		5,5		
M10		-	90	14	6		5,5		
		SH 16x85	85	2	6		5,5		
M12		SH 16x130	130		6		5,5		
		-	100	14	7		5,5		
M16		SH 20x85	85	2	6		5,5		
		SH 20x200	200		6		5,5		
Hollow ceramic brick HLz-16DF $f_b \geq 14 \text{ N/mm}^2$		M8	SH12x80	80	2	4		4	
	SH16x130		130	5,5			6,5		
	M10	SH 16x85	85	4			6,5		
		SH 16x130	130	5,5			6,5		
	M12	SH 20x85	85	4			7		
		SH 20x200	200	5,5			9		
	M16	SH 20x85	85	4			7		
		SH 20x200	200	5,5			9		
	Hollow brick Porotherm Homebric $f_b \geq 10 \text{ N/mm}^2$	M8	SH12x80	80		2	1,2		3
			SH16x130	130			1,5		3,5
M10		SH 16x85	85	1,2			3		
		SH 16x130	130	1,5			3,5		
M12		SH 20x85	85	1,2			4		
		SH 20x130	130	1,5			4		
M16		SH 20x85	85	1,2			4		
		SH 20x130	130	1,5			4		

* The most favorable strength parameters of the materials were assumed. For other material parameters see: ETA-12/0543

Temperature, working and curing time

Cartridge temperature	Concrete temp. [°C]	Working time [min]	Minimum curing time
+5°C do +40°C	-5 do -1 °C	50 min	5 h
	0 do +4 °C	25 min	3,5 h
	+5 do +9 °C	15 min	2 h
	+10 do +14 °C	10 min	1 h
	+15 do +19 °C	6 min	40 min
	+20 do +29 °C	3 min	30 min
	+30 do +34 °C	2 min	30 min

Tensile and shear resistance of the single anchor in non-cracked concrete C20/25 with fulfilled installation parameters - characteristic values. Temperature range 40/24 °C. $C_1 = 1,5 h_{ef}$ acc. ETA-16/0957

Rod		M8		M10		M12		M16		M20		M24		M27		M30	
τ_{Rk}		17		17		16		15		14		13		13		13	
Embedment depth	mm	Min	Max	Min	Max	Min	Max	Min	Max	Min	Max	Min	Max	Min	Max	Min	Max
		60	160	60	200	70	240	80	320	90	400	96	480	108	540	120	600
Characteristic resistance combined pull-out and concrete cone failure	$N_{rk,p}$	$N_{rk,p} = \pi \times d \times h_{ef} \times \tau_{Rk}$															
	kN	25,6	68,4	32	106,8	42,2	144,8	60,3	241,3	79,2	351,9	94,1	470,5	119,1	595,5	147	735,1
Characteristic resistance concrete cone failure	$N_{rk,c}$	$N_{rk,c} = k \times \sqrt{f_{ck,cube}} \times h_{ef}^{1,5}$															
	kN	23,5	102,2	23,5	142,8	29,6	187,8	36,1	289,1	43,1	404	47,5	531,1	56,7	633,7	66,4	742,2
Characteristic resistance concrete pry-out failure	$V_{rk,p}$	$V_{rk,p} = k \times \min(N_{rk,p}; N_{rk,c})$															
	kN	51,3	136,7	64,1	213,6	59,2	289,5	72,3	482,5	86,2	703,7	95	941	113,4	1190,9	132,8	1470,3
Characteristic resistance concrete Edge failure	$V_{rk,c}$	$V_{rk,c} = k_1 \times d^{\alpha} \times h_{ef}^{\beta} \times \sqrt{f_{ck,cube}} \times c_1^{1,5}$															
	kN	15,6	68,4	16,1	98,4	20,8	132,5	26,5	212	32,7	305,1	37	410,8	44,9	497,9	53,5	591,4

Tensile and shear resistance of the single anchor in cracked concrete C20/25 with fulfilled installation parameters - characteristic values. Temperature range 40/24 °C. $C_1 = 1,5 h_{ef}$ acc. ETA-09/0061

Rod		M8		M10		M12		M16		M20		M24		M27		M30	
τ_{Rk}		17		17		16		15		14		13		13		13	
Embedment depth	mm	Min	Max	Min	Max	Min	Max	Min	Max	Min	Max	Min	Max	Min	Max	Min	Max
		60	160	60	200	70	240	80	320	90	400	96	480	108	540	120	600
Characteristic resistance Combined pull-out and concrete cone failure	$N_{rk,p}$	$N_{rk,p} = \pi \times d \times h_{ef} \times \tau_{Rk}$															
	kN	9,8	26,1	13,2	44	19,8	67,9	34,2	136,7	48,1	213,6	61,5	307,6	77,9	389,3	96,1	480,7
Characteristic resistance Concrete cone failure	$N_{rk,c}$	$N_{rk,c} = k \times \sqrt{f_{ck,cube}} \times h_{ef}^{1,5}$															
	kN	16,7	72,9	16,7	101,8	21,1	133,9	25,8	206,1	30,7	288	33,9	378,6	40,4	451,7	47,3	529,1
Characteristic resistance Concrete pry-out failure	$V_{rk,p}$	$V_{rk,p} = k \times \min(N_{rk,p}; N_{rk,c})$															
	kN	19,6	52,3	26,4	88	42,2	135,7	51,5	273,4	61,5	427,3	67,7	615,2	80,8	778,7	94,6	961,3
Characteristic resistance Concrete Edge failure	$V_{rk,c}$	$V_{rk,c} = k_1 \times d^{\alpha} \times h_{ef}^{\beta} \times \sqrt{f_{ck,cube}} \times c_1^{1,5}$															
	kN	11,1	48,4	11,4	69,7	14,8	93,9	18,8	150,1	23,1	216,1	26,2	291	31,8	352,7	37,9	418,9

Tensile and shear resistance of the single anchor in non-cracked concrete C20/25 with fulfilled installation parameters - characteristic values. Temperature range 40/24 °C. $C_1 = 1,5 h_{ef}$ acc. ETA-16/0957

Rod		M8		M10		M12		M16		M20		M24		M27		M30	
τ_{Rk}		17		17		16		15		14		13		13		13	
Embedment depth	mm	Min	Max	Min	Max	Min	Max	Min	Max	Min	Max	Min	Max	Min	Max	Min	Max
		60	160	60	200	70	240	80	320	90	400	96	480	108	540	120	600
Characteristic resistance combined pull-out and concrete cone failure	$N_{rk,p}$	$N_{rk,p} = \pi \times d \times h_{ef} \times \tau_{Rk}$															
		9,8	26,1	13,2	44	19,8	67,9	34,2	136,7	48,1	213,6	61,5	307,6	77,9	389,3	96,1	480,7
Characteristic resistance concrete cone failure	$N_{rk,c}$	$N_{rk,c} = k \times \sqrt{f_{ck,cube}} \times h_{ef}^{1.5}$															
		16,7	72,9	16,7	101,8	21,1	133,9	25,8	206,1	30,7	288	33,9	378,6	40,4	451,7	47,3	529,1
Characteristic resistance concrete pry-out failure	$V_{rk,p}$	$V_{rk,p} = k \times \min(N_{rk,p}; N_{rk,c})$															
		19,6	52,3	26,4	88	42,2	135,7	51,5	273,4	61,5	427,3	67,7	615,2	80,8	778,7	94,6	961,3
Characteristic resistance concrete Edge failure	$V_{rk,c}$	$V_{rk,c} = k_1 \times d^{\alpha} \times h_{ef}^{\beta} \times \sqrt{f_{ck,cube}} \times c_1^{1.5}$															
		11,1	48,4	11,4	69,7	14,8	93,9	18,8	150,1	23,1	216,1	26,2	291	31,8	352,7	37,9	418,9

Tensile and shear resistance of the single anchor in cracked concrete C20/25 with fulfilled installation parameters - characteristic values. Temperature range 40/24 °C. $C_1 = 1,5 h_{ef}$ acc. ETA-16/0957

Rebar		Ø8		Ø10		Ø12		Ø14		Ø16		Ø20		Ø25		Ø28		Ø32	
τ_{Rk}		10		12		12		12		12		12		11		10		8,5	
Embedment depth	mm	Min	Max	Min	Max	Min	Max	Min	Max	Min	Max	Min	Max	Min	Max	Min	Max	Min	Max
		60	160	60	200	70	240	75	280	80	320	90	400	100	500	112	560	128	640
Characteristic resistance combined pull-out and concrete cone failure	$N_{rk,p}$	$N_{rk,p} = \pi \times d \times h_{ef} \times \tau_{Rk}$																	
		7,5	20,1	10,4	34,6	15,8	54,3	19,8	73,9	30,2	120,6	42,4	188,5	58,9	294,5	73,9	369,5	102,9	514,7
Characteristic resistance concrete cone failure	$N_{rk,c}$	$N_{rk,c} = k \times \sqrt{f_{ck,cube}} \times h_{ef}^{1.5}$																	
		16,7	72,9	16,7	101,8	21,1	133,9	23,4	168,7	25,8	206,1	30,7	288	36	402,5	42,7	477,1	52,1	582,9
Characteristic resistance concrete pry-out failure	$V_{rk,p}$	$V_{rk,p} = k \times \min(N_{rk,p}; N_{rk,c})$																	
		15,1	40,2	20,7	69,1	42,2	108,6	46,8	147,8	51,5	241,3	61,5	377	72	589	85,3	738,9	205,9	1029,4
Characteristic resistance concrete Edge failure	$V_{rk,c}$	$V_{rk,c} = k_1 \times d^{\alpha} \times h_{ef}^{\beta} \times \sqrt{f_{ck,cube}} \times c_1^{1.5}$																	
		11,1	48,4	11,4	69,7	14,8	93,9	16,7	120,7	18,8	150,1	23,1	216,1	28	311,1	33,8	374,3	42,1	465,4

Temperature, working and curing time

Cartridge temperature	Concrete temp. [°C]	Working time [min]	Minimum curing time in dry concrete [h]	Minimum curing time in wet concrete [h]
+15°C do +40°C	0 do +4 °C	90	144	288
	+4 do +9 °C	80	48	96
	+10 do +14 °C	60	28	56
	+15 do +19 °C	40	18	36
	+20 do +24 °C	30	12	24
	+25 do +34 °C	12	9	18
	+35 do +39 °C	8	6	12
	+40 °C	8	4	8

Tensile and shear resistance of the single anchor in non-cracked concrete C20/25 with fulfilled installation parameters – characteristic values. Temperature range 40/24 °C. $C_1 = 1,5 h_{ef}$ acc. ETA-20/1284

Rod		M8		M10		M12		M16		M20		M24		M27		M30		
τ_{Rk}		20		20		19		19		18		17		16		16		
Embedment depth	mm	Min	Maks	Min	Maks	Min	Maks	Min	Maks	Min	Maks	Min	Maks	Min	Maks	Min	Maks	
		60	160	60	200	70	240	80	320	90	400	96	480	108	540	120	600	
Characteristic resistance combined pull-out and concrete cone failure	$N_{rk,p}$	kN	30,2	80,4	37,7	125,7	50,1	171,9	76,4	305,6	101,8	452,4	123,0	615,2	146,6	732,9	181,0	904,8
Characteristic resistance concrete cone failure	$N_{rk,c}$	kN	22,9	99,6	22,9	139,1	28,8	182,9	35,2	281,6	42,0	393,5	46,3	517,3	55,2	617,3	64,7	723,0
Characteristic resistance concrete pry-out failure	$V_{rk,p}$	kN	45,7	199,1	45,7	278,3	57,6	365,8	70,4	563,2	84,0	787,1	92,5	1034,7	110,4	1234,6	129,3	1446,0
Characteristic resistance concrete Edge failure	$V_{rk,c}$	kN	14,0	28,4	14,4	40,9	18,6	55,2	23,7	88,4	29,2	127,3	33,1	171,6	40,2	185,6	47,8	188,5

Tensile and shear resistance of the single anchor in cracked concrete C20/25 with fulfilled installation parameters – characteristic values. Temperature range 40/24 °C. $C_1 = 1,5 h_{ef}$ acc. ETA-20/1284

Rod		M8		M10		M12		M16		M20		M24		M27		M30		
τ_{Rk}		7		7		8,5		8,5		8,5		8,5		8,5		8,5		
Embedment depth	mm	Min	Max	Min	Max	Min	Max	Min	Max	Min	Max	Min	Max	Min	Max	Min	Max	
		60	160	60	200	70	240	80	320	90	400	96	480	108	540	120	600	
Nośność charakterystyczna zniszczenie przez wyrwanie	$N_{rk,p}$	kN	10,6	28,1	13,2	44,0	22,4	76,9	34,2	136,7	48,1	213,6	61,5	307,6	77,9	389,3	96,1	480,7
Characteristic resistance concrete cone failure	$N_{rk,c}$	kN	16,0	69,7	16,0	97,4	20,2	128,0	24,6	197,1	29,4	275,5	32,4	362,1	38,6	432,1	45,3	506,1
Characteristic resistance concrete pry-out failure	$V_{rk,p}$	kN	32,0	139,4	32,0	194,8	40,3	256,1	49,3	394,2	58,8	551,0	64,8	724,3	77,3	864,2	90,5	1012,2
Characteristic resistance concrete Edge failure	$V_{rk,c}$	kN	9,9	20,1	10,2	29,0	13,2	39,1	16,8	62,6	20,7	90,2	23,4	121,6	28,5	131,5	33,9	133,5

Tensile and shear resistance of the single anchor in non-cracked concrete C20/25 with fulfilled installation parameters – characteristic values. Temperature range 40/24 °C. $C_1 = 1,5 h_{ef}$ acc. ETA-20/1284

Rebar			Ø8		Ø10		Ø12		Ø14		Ø16		Ø20		Ø24		Ø25		Ø28		Ø32	
τ_{Rk}			16		16		16		16		16		16		15		15		15		15	
Embedment depth		mm	Min	Maks	Min	Maks	Min	Maks	Min	Maks	Min	Maks	Min	Maks	Min	Maks	Min	Maks	Min	Maks	Min	Maks
			60	160	60	200	70	240	75	280	80	320	90	400	96	480	100	500	112	560	128	640
Characteristic resistance combined pull-out and concrete cone failure	$N_{rk,p}$	kN	24,1	64,3	30,2	100,5	42,2	144,8	52,8	197,0	64,3	257,4	90,5	402,1	108,6	542,9	117,8	589,0	147,8	738,9	193,0	965,1
Characteristic resistance concrete cone failure	$N_{rk,c}$	kN	22,9	99,6	22,9	139,1	28,8	182,9	32,0	230,5	35,2	281,6	42,0	393,5	46,3	517,3	49,2	550,0	58,3	651,9	71,2	796,5
Characteristic resistance concrete pry-out failure	$V_{rk,p}$	kN	45,7	199,1	45,7	278,3	57,6	365,8	63,9	461,0	70,4	563,2	84,0	787,1	92,5	1034,7	98,4	1100,0	116,6	1303,8	142,5	1593,0
Characteristic resistance concrete Edge failure	$V_{rk,c}$	kN	14,0	28,4	14,4	40,9	18,6	55,2	21,1	71,0	23,7	88,4	29,2	127,3	33,1	171,6	35,4	183,5	42,7	186,6	53,2	190,3

Tensile and shear resistance of the single anchor in cracked concrete C20/25 with fulfilled installation parameters – characteristic values. Temperature range 40/24 °C. $C_1 = 1,5 h_{ef}$ acc. ETA-20/1284

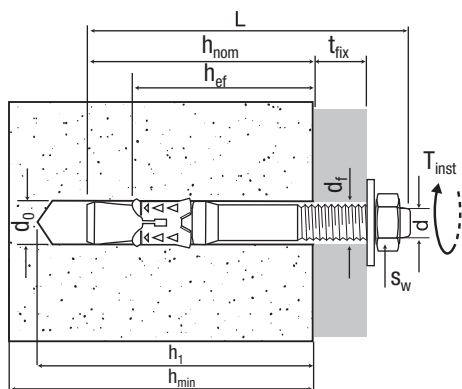
Rebar			Ø8		Ø10		Ø12		Ø14		Ø16		Ø20		Ø24		Ø25		Ø28		Ø32	
τ_{Rk}			7		7		8,5		8,5		8,5		8,5		8,5		8,5		8,5		8,5	
Embedment depth		mm	Min	Max	Min	Max	Min	Max	Min	Max	Min	Max	Min	Max	Min	Max	Min	Max	Min	Max	Min	Max
			60	160	60	200	70	240	75	280	80	320	90	400	96	480	100	500	112	560	128	640
Characteristic resistance combined pull-out and concrete cone failure	$N_{rk,p}$	kN	10,6	28,1	13,2	44,0	22,4	76,9	28,0	104,7	34,2	136,7	48,1	213,6	61,5	307,6	66,8	333,8	83,7	418,7	109,4	546,9
Characteristic resistance concrete cone failure	$N_{rk,c}$	kN	16,0	69,7	16,0	97,4	20,2	128,0	22,4	161,3	24,6	197,1	29,4	275,5	32,4	362,1	34,4	385,0	40,8	456,3	49,9	557,5
Characteristic resistance concrete pry-out failure	$V_{rk,p}$	kN	32,0	139,4	32,0	194,8	40,3	256,1	44,7	322,7	49,3	394,2	58,8	551,0	64,8	724,3	68,9	770,0	81,6	912,7	99,7	1115,1
Characteristic resistance concrete Edge failure	$V_{rk,c}$	kN	9,9	20,1	10,2	29,0	13,2	39,1	15,0	50,3	16,8	62,6	20,7	90,2	23,4	121,6	25,1	130,0	30,2	132,2	37,7	134,8

Rebar size	Resin consumption (examples of embedment depths in the range specified in the ETA) [ml]																		
ø8	5.1	5.9	6.7	7.6	8.4	9.2	10.1	13.4											
ø10	6	7	8	9	10	11	12	16	20										
ø12		7.8	9	10.1	11.2	12.3	13.4	17.9	22.3	26.8									
ø14		8.9	10.2	11.5	12.8	14	15.3	20.4	25.5	30.6	35.6								
ø16			11.6	13.1	14.5	16	17.4	23.2	29	34.8	40.6	46.3							
ø20				15.9	17.7	19.5	21.2	28.3	35.3	42.4	49.5	56.5	63.6	70.6					
ø25					37.3	41	44.8	59.7	74.6	89.5	104.4	119.3	134.2	149.1	164	178,9			
ø28					41.2	45.3	49.4	65.9	82.3	98.8	115.3	131.7	148.2	164.6	181.1	197.5	222.2	246.9	
ø32							64.8	86.4	107.9	129.5	151.1	172.7	194.2	215.8	237.4	259	291.3	323.7	345.3
Effective embedment depth h_{ef} [mm]	60	70	80	90	100	110	120	160	200	240	280	320	360	400	440	480	540	600	640

Threaded rod size	Resin consumption (examples of embedment depths in the range specified in the ETA) [ml]																		
M8	3.3	3.8	4.4	4.9	5.5	6	6.6												
M10	4.2	4.9	5.6	6.3	7	7.7	8.4	11.2	14										
M12		5.9	6.7	7.5	8.3	9.2	10	13.3	16.6	20									
M16			9.2	10.3	11.5	12.6	13.7	18.3	22.9	27.4	32	36.6							
M20				21.6	24	26.4	28.8	38.4	48	57.6	67.2	76.8	86.4	95.9					
M24				25.8	28.7	31.5	34.4	45.8	57.3	68.7	80.2	91.6	103.1	114.5	125.9	137.4			
M27					38.2	42	45.8	61	76.3	91.5	106.7	122	137.2	152.5	167.7	183	205.8		
M30							52.5	70	87.5	105	122.5	140	157.5	174.9	192.4	209.9	236.2	262.4	
Effective embedment depth h_{ef} [mm]	60	70	80	90	100	110	120	160	200	240	280	320	360	400	440	480	540	600	

Rebar size	Resin consumption (examples of embedment depths in the range specified in the ETA) [ml]																		
ø8	4.5	4.9	5.6	6.3	7	7.7	8.4	11.2											
ø10	5	5.9	6.7	7.5	8.4	9.2	10	13.4	16.7										
ø12		6.8	7.8	8.8	9.7	10.7	11.7	15.5	19.4	23.3									
ø14		7.8	8.9	10	11.1	12.2	13.3	17.7	22.2	26.6	31								
ø16			10.1	11.4	12.6	13.9	15.1	20.2	25.2	30.2	35.3	40.3							
ø20				13.9	15.4	16.9	18.5	24.6	30.7	36.9	43	49.1	55.3	61.4					
ø25					33.9	37.3	40.7	54.2	67.8	81.3	94.9	108.4	122	135.5	149.1	162.6			
ø28					37.5	41.2	44.9	59.9	74.9	89.8	104.8	119.7	134.7	149.7	164.6	179.6	202	224.5	
ø32						58.9	78.5	98.1	117.7	137.4	157	176.6	196.2	215.8	235.4	264.9	294.3	313.9	
Effective embedment depth h_{ef} [mm]	60	70	80	90	100	110	120	160	200	240	280	320	360	400	440	480	540	600	640

Threaded rod size	Resin consumption (examples of embedment depths in the range specified in the ETA) [ml]																		
M8	2.8	3.2	3.7	4.1	4.6	5	5.5												
M10	3.5	4.1	4.7	5.3	5.9	6.4	7	9.3	11.7										
M12		5.1	5.8	6.5	7.3	8	8.7	11.6	14.5	17.4									
M16			8	9	10	11	12	15.9	19.9	23.9	27.8	31.8							
M20				18.8	20.9	23	25.1	33.4	41.7	50.1	58.4	66.8	75.1	83.4					
M24				23.5	26.1	28.7	31.3	41.7	52.1	62.5	72.9	83.3	93.7	104.1	114.5	124.9			
M27					34.7	38.2	41.6	55.5	69.3	83.2	97	110.9	124.8	138.6	152.5	166.3	187.1		
M30						47.7	63.6	79.5	95.4	111.3	127.2	143.1	159	174.9	190.8	214.7	238.5		
Effective embedment depth h_{ef} [mm]	60	70	80	90	100	110	120	160	200	240	280	320	360	400	440	480	540	600	



- t_{fix} - fixing element thickness
- d_0 - drill hole diameter
- h_1 - minimum drill hole depth
- h_{nom} - minimum anchoring depth
- h_{eff} - minimum effective anchoring depth
- d_f - hole diameter in the fixing element
- h_{min} - minimum base material thickness
- t_{inst} - torque moment
- d - anchor diameter
- L - anchor length
- s_w - wrench/nut

Characteristic capacities of a single anchor without taking into account anchor spacing and edge distances in concrete C20/25. acc.: ETA-22/0792.

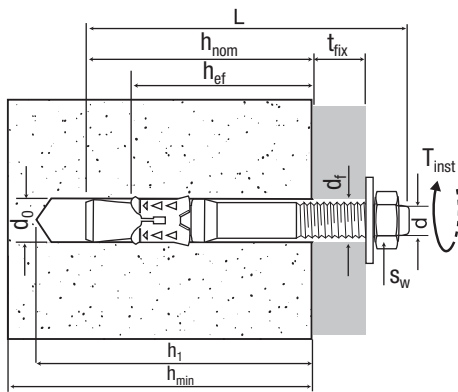
Anchor FM 753 evo			M6	M8	M10	M12	M16
Minimum base material thickness	h_{min}	mm	100	100	100	130	160
Minimum drill hole depth	h_1	mm	55	65	70	90	110
Minimum embedment depth	h_{nom}	mm	46	53	60	78	96
Effective anchoring depth	h_{eff}	mm	40	45	50	65	80
Drill hole diameter	d_0	mm	6	8	10	12	16
Torque moment	t_{inst}	Nm	8	15	30	50	100
Minimum anchor spacing	c_{min}	mm	30	40	50	70	90
Minimum edge distance	s_{min}	mm	40	40	50	70	90
Characteristic tension load resistance							
Characteristic steel failure	$N_{rk,s}$	kN	10,9	20,5	32,3	45,6	79,2
Characteristic pull-out failure in non-cracked concrete C20/25	$N_{rk,p}$	kN	6	12	17,4	25,8	35,2
Concrete cone failure and splitting	$N_{rk,c}$	kN	12,4	14,9	17,4	25,8	35,2
Characteristic shear load resistance							
Characteristic shear steel failure, without lever arm	$V_{rk,s}$	kN	6,4	9,9	17,4	25,1	46,9
Characteristic shear steel failure, with lever arm	$M_{rk,s}$	Nm	11	28	56	98	233
Concrete pry-out failure	$V_{rk,cp}$	kN	12,4	14,9	17,4	51,6	70,4
Concrete edge failure	$V_{rk,c}$	kN	7,3	9,1	10,9	16,8	23,7

Characteristic capacities do not take into account safety factors. Design values shall be calculated in accordance with Eurocode 2 PN-EN 1992-4:2018.

FM-753 CRACK

GALVANIZED WEDGE ANCHOR
FOR CRACKED CONCRETE

Characteristic loading resistances

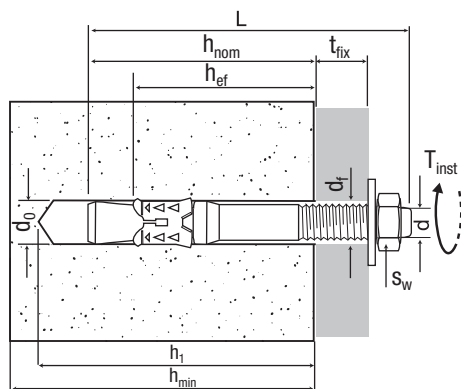


- t_{fix} - fixing element thickness
- d_0 - drill hole diameter
- h_1 - minimum drill hole depth
- h_{nom} - minimum anchoring depth
- h_{ef} - minimum effective anchoring depth
- d_f - hole diameter in the fixing element
- h_{min} - minimum base material thickness
- t_{inst} - torque moment
- d - anchor diameter
- L - anchor length
- s_w - wrench/nut

Characteristic capacities of a single anchor without taking into account anchor spacing and edge distances in concrete C20/25.
acc.: ETA-09/0056.

Anchor FM 753 Crack A4			M8	M10	M12	M16					
Minimum base material thickness	h_{min}	mm	80	100	100	120	150	150	170		
Minimum drill hole depth	h_1	mm	56	70	60	80	80	100	95	115	
Minimum embedment depth	h_{nom}	mm	40	54	47	67	61	81	77	97	
Effective anchoring depth	h_{ef}	mm	34	48	40	60	52	72	66	86	
Drill hole diameter	d_0	mm	8		10		12		16		
Torque moment	t_{inst}	Nm	20		40		60		120		
Minimum anchor spacing	c_{min}	mm	51	50	100	60	100	70	120	85	
Minimum edge distance	s_{min}	mm	102	50	180	60	200	70	120	80	
Characteristic tension load resistance											
Characteristic steel failure	$N_{rk,s}$	kN	23,7		38,7		54,7		98,4		
Characteristic pull-out strength in concrete	Non-cracked	$N_{rk,p}$	kN	7,5	9,0	10	16	20	20	30	35
	Cracked			1,5	6,0	4,5	12	6,5	16	19	20
Concrete cone failure and splitting	Non-cracked	$K_{ucr,N}$	[-]		11,0						
	Cracked	$K_{cr,N}$	[-]		7,7						
Characteristic shear load resistance											
Characteristic shear steel failure without lever arm	$V_{rk,s}$	kN	12,9		24,2		33,8		66,4		
Characteristic shear steel failure without lever arm	$M_{rk,s}$	Nm	33,4		66,9		117,7		299,1		
Tension and shear resistances in seismic conditions C1 and C2											
Characteristic steel failure	C1	$N_{rk,s}$	kN	-	23,8	-	38,7	-	54,7	-	98,4
	C2			-	-	-	38,7	-	54,7	-	98,4
Characteristic pull-out failure in non-cracked concrete C20/25	C1	$N_{rk,p}$	kN	-	6	-	12	-	16	-	20
	C2			-	-	-	3,3	-	11,8	-	20
Characteristic shear steel failure without lever arm	C1	$V_{rk,s}$	kN	-	7,7	-	17,0	-	30,4	-	57,6
	C2			-	-	-	11,9	-	19,3	-	31,2

Characteristic capacities do not take into account safety factors. Design values shall be calculated in accordance with Eurocode 2 PN-EN 1992-4:2018.



- t_{fix} – fixing element thickness
- d_0 – drill hole diameter
- h_1 – minimum drill hole depth
- h_{nom} – minimum anchoring depth
- h_{ef} – minimum effective anchoring depth
- d_f – hole diameter in the fixing element
- h_{min} – minimum base material thickness
- t_{inst} – torque moment
- d – anchor diameter
- L – anchor length
- s_w – wrench/nut

Characteristic capacities of a single anchor without taking into account anchor spacing and edge distances in concrete C20/25. acc.: ETA-10/0293.

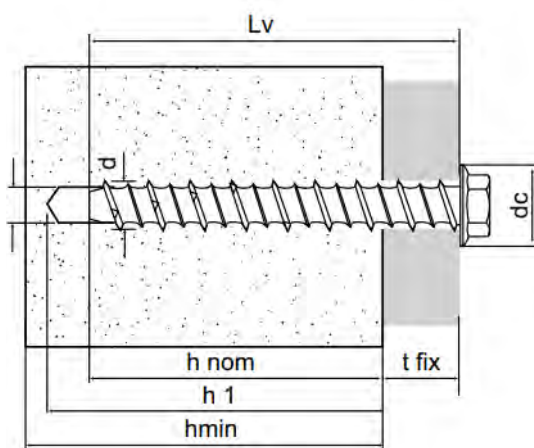
Anchor FM 753 Crack A4			M8	M10	M12	M16	
Minimum base material thickness	h_{min}	mm	100	120	150	170	
Minimum drill hole depth	h_1	mm	70	80	100	115	
Minimum embedment depth	h_{nom}	mm	54	67	81	97	
Effective anchoring depth	h_{ef}	mm	48	60	72	86	
Drill hole diameter	d_0	mm	8	10	12	16	
Torque moment	t_{inst}	Nm	20	40	60	120	
Minimum anchor spacing	c_{min}	mm	50	50	60	70	
Minimum edge distance	s_{min}	mm	50	55	60	70	
Characteristic tension load resistance							
Characteristic steel failure	$N_{rk,s}$	kN	21	34	49	88	
Characteristic pull-out strength in concrete	Non-cracked	$N_{rk,p}$	kN	9	16	20	35
	Cracked			5	9	12	25
Concrete cone failure and splitting	Non-cracked	$N_{rk,c}$	kN	16,8	23,5	30,9	40,3
	Cracked			12	16,7	22	28,7
Characteristic shear load resistance							
Characteristic shear steel failure without lever arm	$V_{rk,s}$	kN	11,9	18,8	27,4	51	
Characteristic shear steel failure, with lever arm	$M_{rk,s}$	Nm	24	49	85	216	
Concrete pry-out failure	Non-cracked	$V_{rk,cp}$	kN	16,8	46,9	61,7	80,6
	Cracked			12	33,5	44	57,4
Concrete edge failure	Non-cracked	$V_{rk,c}$	kN	6,8	7,3	10,2	14,1
	Cracked			4,8	5,2	7,3	10
Tension and shear resistances in seismic conditions C1 and C2							
Characteristic steel failure	C1	$N_{rk,s}$	kN	21	34	49	88
	C2			-	34	49	88
Characteristic pull-out failure in non-cracked concrete C20/25	C1	$N_{rk,p}$	kN	4,1	9	12	25
	C2			-	2,4	8,8	21,9
Characteristic shear steel failure without lever arm	C1	$V_{rk,s}$	kN	8	12,3	15,8	36,6
	C2			-	12,3	15,8	36,6

Characteristic capacities do not take into account safety factors. Design values shall be calculated in accordance with Eurocode 2 PN-EN 1992-4:2018.

Characteristic loads resistances of a single anchor without taking into account the distance between adjacent anchors and the edge distance in concrete C20/25 according to ETA 16/0177

Anchor size			Ø10			Ø12		
Nominal hole diameter	d_o	mm	8			10		
Minimum anchorage depth	h_{nom}	mm	45	50	65	50	60	75
Effective anchorage depth	h_{ef}	mm	30	34	47	33	42	54
Minimum base thickness	h_{min}	mm	110			110		
Minimum spacing	S_{min}	mm	60			70		
Minimum edge spacing	C_{min}	mm	60			70		
Tensile, steel failure								
Characteristic load	$N_{Rk,s}$	kN	42,4			67,2		
Destruction by pull-out from substrate								
Characteristic pull-out load for cracked concrete C20/25	$N_{Rk,p,cr}$	kN	3	4	7,5	4	6	9
Characteristic pull-out load for non cracked concrete C20/25	$N_{Rk,p,ucr}$	kN	6	6	12	6	9	16
Concrete cone tearing out and destruction by splitting								
Effective anchorage depth	h_{ef}	mm	30	34	47	33	42	54
Critical spacing	$S_{cr,N}$	mm	90	102	141	100	124	162
Critical edge spacing	$C_{cr,N}$	mm	45	51	71	50	62	81
Critical spacing splitting	$S_{cr,sp}$	mm	90	102	141	100	124	162
Critical edge spacing splitting	$S_{cr,sp}$	mm	45	51	71	50	62	81
Shear, steel failure								
Characteristic load	$V_{Rk,s}$	kN	17			26,9		
Characteristic bending moment	$M^0_{Rk,s}$	Nm	46,8			93,2		
Destruction by splitting concrete								
Factor acc EN 1992 4 § 7.2.2.4	k_b	-	1,0			1,0		
Destruction of the edge of concrete								
Effective screw length	l_{ef}	mm	30	34	47	33	42	54
Effective screw diameter	d_{nom}	mm	8			10		

The characteristic loads do not take into account the safety factors. The design resistances have to be determined in accordance with the guidelines of ETAG 001 Annex C and ETA 16/0177.

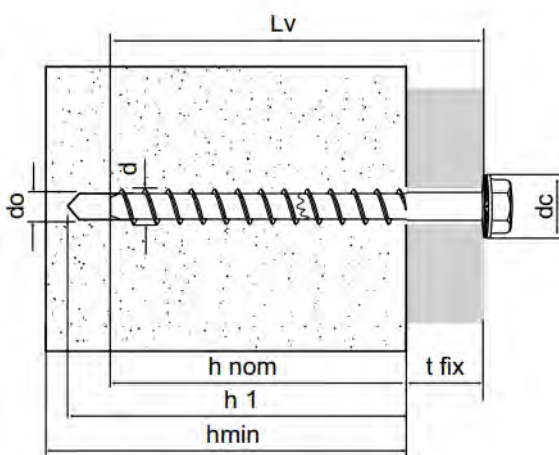


- d – screw diameter
- dc – washer diameter
- d_o – hole diameter
- h_1 – minimum hole depth
- h_{min} – minimum thickness of the substrate
- h_{nom} – nominal anchorage depth
- L_v – total length of the screw
- t_{fix} – thickness of the fixture

Characteristic loads resistances of a single anchor without taking into account the distance between adjacent anchors and the edge distance in concrete C20 / 25 according to ETA 19/0332

Anchor size			Ø10	Ø12
Nominal hole diameter	d_o	mm	8	10
Minimum anchorage depth	h_{nom}	mm	85	100
Effective anchorage depth	h_{ef}	mm	51,9	58,7
Minimum base thickness	h_{min}	mm	125	140
Minimum spacing	S_{min}	mm	50	60
Minimum edge spacing	C_{min}	mm	50	60
Tensile, steel failure				
Characteristic load	$N_{Rk,s}$	kN	33	53,7
Destruction by pull-out from substrate				
Characteristic pull-out load for cracked concrete C20/25	$N_{Rk,p,cr}$	kN	4,5	7,0
Characteristic pull- out load for non cracked concrete C20/25	$N_{Rk,p,ucr}$	kN	9	16
Concrete cone tearing out and destruction by splitting				
Effective anchorage depth	h_{ef}	mm	51,9	58,7
Critical spacing	$S_{cr,N}$	mm	3 h_{ef}	
Critical edge spacing	$C_{cr,N}$	mm	1,5 h_{ef}	
Critical spacing splitting	$S_{cr,sp}$	mm	3 h_{ef}	
Critical edge spacing splitting	$S_{cr,sp}$	mm	1,5 h_{ef}	
Shear, steel failure				
Characteristic load	$V_{Rk,s}$	kN	16,5	26,8
Characteristic bending moment	$M^0_{Rk,s}$	Nm	35,9	74,4
Destruction by splitting concrete				
Factor acc EN 1992 4 § 7.2.2.4 k	k_s	-	1,0	
Destruction of the edge of concrete				
Effective screw length	l_{ef}	mm	51,9	58,7
Effective screw diameter	d_{nom}	mm	8	10

The characteristic loads do not take into account the safety factors. The design values shall be determined in accordance with Eurocode 2 PN-EN 1992-4:2018 and ETA 19/0332.

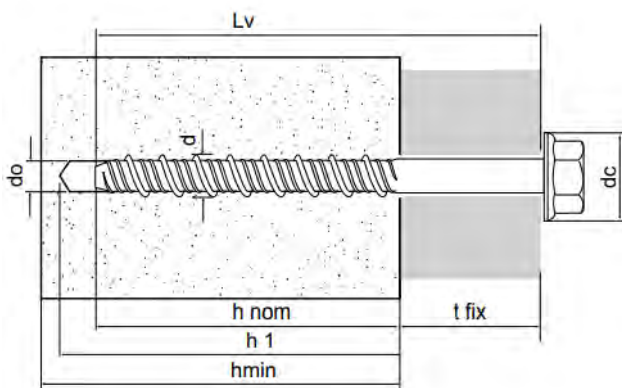


- d – screw diameter
- dc – washer diameter
- d_o – hole diameter
- h_1 – minimum hole depth
- h_{min} – minimum thickness of the substrate
- h_{nom} – nominal anchorage depth
- L_v – total length of the screw
- t_{fix} – thickness of the fixture

Characteristic loads resistance of a single anchor without taking into account the distance between adjacent anchors and the edge distance in concrete C20 / 25 according to ETA 19/0343.

Anchor size			Ø7,5
Nominal hole diameter	d_o	mm	6
Minimum anchorage depth	h_{nom}	mm	55
Effective anchorage depth	h_{ef}	mm	42
Minimum base thickness	h_{min}	mm	100
Minimum spacing	S_{min}	mm	45
Minimum edge spacing	C_{min}	mm	45
Minimum edge spacing			
Characteristic load	$N_{Rk,s}$	kN	18,7
Destruction by pull-out from substrate			
Characteristic pull-out load for cracked concrete C20/25	$N_{Rk,p,cr}$	kN	6
Characteristic pull-out load for non cracked concrete C20/25	$N_{Rk,p,ucr}$	kN	9
Concrete cone tearing out and destruction by splitting			
Effective anchorage depth	h_{ef}	mm	42
Critical spacing	$S_{cr,N}$	mm	126
Critical edge spacing	$C_{cr,N}$	mm	63
Critical spacing splitting	$S_{cr,sp}$	mm	126
Critical edge spacing splitting	$S_{cr,sp}$	mm	63
Shear, steel failure			
Characteristic load	$V_{Rk,s}$	kN	7,5
Characteristic bending moment	$M^0_{Rk,s}$	Nm	15,2
Destruction by splitting concrete			
Factor acc EN 1992 4 § 7.2.2.4	k_8	-	1,0
Destruction of the edge of concrete			
Effective screw length	l_{ef}	mm	42
Effective screw diameter	d_{nom}	mm	7,5

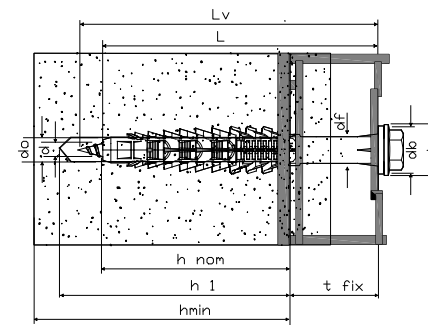
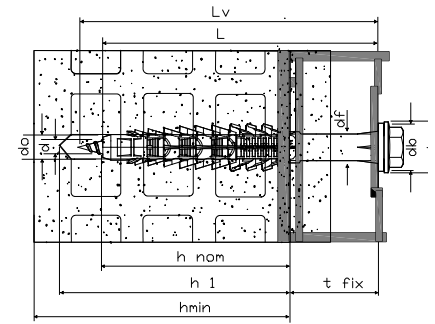
The characteristic loads do not take into account the safety factors. The design resistances have to be determined in accordance with the guidelines of ETAG 001 Annex C and ETA 19/0343.



- d – screw diameter
- d_c – washer diameter
- d_o – hole diameter
- h_1 – minimum hole depth
- h_{min} – minimum thickness of the substrate
- h_{nom} – nominal anchorage depth
- L_v – total length of the screw
- t_{fix} – thickness of the fixture

Characteristic loading resistances for single anchor acc. ETA 19/0245.

Anchor size			Ø10		
Embedment depth	h_{nom}	[mm]	50	70	90
Concrete C12/15					
Characteristic tension resistance	$N_{Rk,p}$	[kN]	3	4.5	-
Minimum anchor spacing	S_{min}	[mm]	180	180	-
Minimum edge distance	C_{min}	[mm]	70	70	-
Minimum base material thickness	h_{min}	[mm]	100	120	-
Concrete C16/20					
Characteristic tension resistance	$N_{Rk,p}$	[kN]	4	6.5	-
Minimum anchor spacing	S_{min}	[mm]	150	150	-
Minimum edge distance	C_{min}	[mm]	50	50	-
Minimum base material thickness	h_{min}	[mm]	100	120	-
Solid Brick <small>EN771-1 $f_b \geq 20$ MPa</small>					
Characteristic tension resistance	F_{Rk}	[kN]	3.5	4	-
Minimum base material thickness	h_{min}	[mm]	175	175	-
Hollow blocks POROTON P800 <small>EN771-1 $f_b \geq 10,5$ Mpa</small>					
Characteristic tension resistance	F_{Rk}	[kN]	2	1.5	-
Minimum base material thickness	h_{min}	[mm]	250	250	-
Hollow blocks BIO PLAN 45-25/19,9 <small>EN771-1 $f_b \geq 12$ Mpa</small>					
Characteristic tension resistance	F_{Rk}	[kN]	2	2	-
Minimum base material thickness	h_{min}	[mm]	450	450	-
Hollow blocks DOPIO UNI <small>EN771-1 $f_b \geq 22$ Mpa</small>					
Characteristic tension resistance	F_{Rk}	[kN]	2	2	-
Minimum base material thickness	h_{min}	[mm]	120	120	-
Hollow blocks BIO PLAN 45-25/19,9T <small>EN771-1 $f_b \geq 7$ Mpa</small>					
Characteristic tension resistance	F_{Rk}	[kN]	1.5	1.5	-
Minimum base material thickness	h_{min}	[mm]	120	120	-
Hollow blocks SM B 15/19 <small>EN771-1 $f_b \geq 28$ Mpa</small>					
Characteristic tension resistance	F_{Rk}	[kN]	2	2	-
Minimum base material thickness	h_{min}	[mm]	150	150	-
Hollow blocks LEGGERO <small>EN771-1 $f_b \geq 8$ Mpa</small>					
Characteristic tension resistance	F_{Rk}	[kN]	0.9	0.9	-
Minimum base material thickness	h_{min}	[mm]	120	120	-
Hollow blocks POROTON P700 TS <small>EN771-1 $f_b \geq 11$ Mpa</small>					
Characteristic tension resistance	F_{Rk}	[kN]	0.9	0.9	-
Minimum base material thickness	h_{min}	[mm]	350	350	-
Hollow blocks LECA UNIVERSALBLOCK 20 <small>EN771-1 $f_b \geq 4$ Mpa</small>					
Characteristic tension resistance	F_{Rk}	[kN]	1.5	1.5	-
Minimum base material thickness	h_{min}	[mm]	200	200	-
Minimum spacing in masonry					
Minimum anchor spacing	S_{min}	[mm]	250	250	-
Minimum edge distance	C_{min}	[mm]	100	100	-
Aerated Autoclaved Concrete AAC <small>Density $\geq 0,5$ Kg/dm³; EN771-4 $f_b \geq 2,5$ MPa</small>					
Characteristic tension resistance	F_{Rk}	[kN]	-	2	2.5
Minimum anchor spacing	S_{min}	[mm]	-	250	250
Minimum edge distance	C_{min}	[mm]	-	100	100
Minimum base material thickness	h_{min}	[mm]	-	240	240
Torque moment					
Galvanized steel anchor					15
A4 stainless steel anchor	T_{max}	[Nm]			20

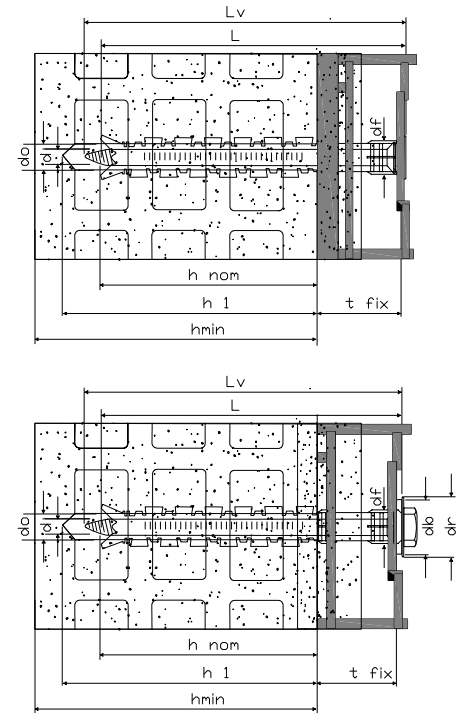


- t_{fix} – fixing element thickness
- d_o – drill hole diameter
- h_1 – minimum drill hole depth
- h_{nom} – minimum anchoring depth
- h_{min} – minimum base material thickness
- d – screw diameter
- d_b – head diameter
- d_f – hole diameter in fixing element
- d_r – flange diameter
- L – plug length
- L_v – screw length

(1) Characteristic loading resistances NRK, FRk acc. ETA 19/0245, do not included partial safety factors. The torque moment should be adjusted according to the type of installation and base material. The loads are only valid if the installation was carried out correctly. The structural engineer is responsible for the calculations. Specification and calculation of anchors should be made in accordance with the appendix C of ETAG020

Characteristic loading resistances for single anchor acc. ETA 10/425.

Anchor size			Ø8	Ø10	
Anchoring depth			[mm]	70	70
Concrete C12/C15					
Characteristic tension resistance	$N_{Rk,p}$	kN	1.5	2.5	
Characteristic edge distance	$C_{cr,N}$	mm	140	140	
Minimum anchor spacing	S_{min}	mm	80	80	
Minimum edge distance	C_{min}	mm	80	80	
Minimum base material thickness	h_{min}	mm	100	100	
Concrete C16/C20					
Characteristic tension resistance	$N_{Rk,p}$	kN	2.5	3.5	
Characteristic edge distance	$C_{cr,N}$	mm	100	100	
Minimum anchor spacing	S_{min}	mm	60	60	
Minimum edge distance	C_{min}	mm	60	60	
Minimum base material thickness	h_{min}	mm	100	100	
Aerated Autoclaved Concrete AAC Density $\geq 0,5Kg/m^3$; EN771-4 $f_b \geq 2,5MPa$					
Characteristic tension resistance	F_{Rk}	kN	0.6	0.6	
Minimum anchor spacing	S_{min}	mm	250	250	
Minimum edge distance	C_{min}	mm	100	100	
Minimum base material thickness	h_{min}	mm	200	200	
SOLID BRICK EN771-1 $f_b \geq 43 MPa$					
Characteristic tension resistance	F_{Rk}	kN	3.5	3.5	
Hollow blocks BIMATTONE EN771-1 $f_b \geq 27,3 MPa$					
Characteristic tension resistance	F_{Rk}	kN	1.5	1.5	
Hollow blocks ALVEOLATER SWISS HEAVY EN771-1 $f_b \geq 13 MPa$					
Characteristic tension resistance	F_{Rk}	kN	1.5	1.5	
Hollow blocks ALVEOLATER INCASTRO 35 EN771-1 $f_b \geq 10 MPa$					
Characteristic tension resistance	F_{Rk}	kN	1.5	1.5	
Hollow blocks LEGGERO EN771-1 $f_b \geq 7 MPa$					
Characteristic tension resistance	F_{Rk}	kN	0.9	0.9	
Hollow blocks POROTON 25X30X19 EN771-1 $f_b \geq 22 MPa$					
Characteristic tension resistance	F_{Rk}	kN	1.5	2	
Hollow blocks LEOPARD BP CAT.1-HD EN771-1 $f_b \geq 30 MPa$					
Characteristic tension resistance	F_{Rk}	kN	2	1.5	
Hollow blocks CALCESTRUZZO LEGGERO BC 203 EN771-1 $f_b \geq 4 MPa$					
Characteristic tension resistance	F_{Rk}	kN	0.75	0.6	
Minimum spacing in masonry					
Minimum anchor spacing	S_{min}	mm	250	250	
Minimum edge distance	C_{min}	mm	100	100	
Minimum base material thickness	h_{min}	mm	110	110	



- t_{fix} – fixing element thickness
- d_o – drill hole diameter
- h_1 – minimum drill hole depth
- h_{nom} – minimum anchoring depth
- h_{min} – minimum base material thickness
- d – screw diameter
- db – head diameter
- df – hole diameter in fixing element
- dr – flange diameter
- L – plug length
- L_v – screw length

(1) Characteristic loading resistances NRK, FRk acc. ETA 19/0245, do not included partial safety factors. The torque moment should be adjusted according to the type of installation and base material. The loads are only valid if the installation was carried out correctly. The structural engineer is responsible for the calculations. Specification and calculation of anchors should be made in accordance with the appendix C of ETAG020

Single anchor with large anchor spacing and edge distances.

DESIGN AND RECOMMENDED ⁽¹⁾ LOADS																																																								
Plug		Ø5x25						Ø6x30						Ø8x40						Ø10x50						Ø12x60				Ø14x70																										
Min. hole depth		h ₁ mm						40						50						60						70				80																										
Nom. embedment depth		h _{nom} mm						30						40						50						60				70																										
Hole diameter		d ₀ mm						5						6						8						10						12				14																				
Diameter and type of screw		d	Chip. Ø3		Chip. Ø3,5		Chip. Ø4		Wood Ø4		Chip. Ø4,5		Chip. Ø5		Wood Ø4		Wood Ø5		Metr. M4		Chip. Ø4,5		Chip. Ø5		Wood Ø6		Wood Ø6		Metr. M5		Chip. Ø6		Chip. Ø8		Wood Ø6		Wood Ø7		Wood Ø8		Metr. M6		Chip. Ø8		Wood Ø8		Wood Ø10		Metr. M8		Wood Ø10		Wood Ø12		Metr. M10	
Concrete C20/C25 ⁽²⁾	Tensile	N _{rd} kN	0,14	0,20	0,32	0,33	0,12	0,22	0,35	0,21	0,46	0,17	0,26	0,49	0,73	0,56	0,84	0,35	0,70	1,65	0,87	1,74	1,74	0,70	0,72	1,14	2,00	0,95	1,26	3,36	1,70																									
		N kN	0,10	0,14	0,23	0,24	0,09	0,16	0,25	0,15	0,33	0,12	0,19	0,35	0,52	0,40	0,60	0,25	0,50	1,18	0,62	1,24	1,24	0,50	0,52	0,82	1,48	0,68	0,90	2,40	1,22																									
	Shear	V _{rd} kN	0,21	0,35	0,45	0,56	0,25	0,32	0,63	0,32	0,70	0,32	0,35	0,70	1,05	0,70	1,12	0,42	1,00	1,54	1,05	1,54	1,96	0,84	1,54	1,54	2,80	1,54	1,96	4,20	1,96																									
		V kN	0,15	0,25	0,30	0,40	0,18	0,23	0,45	0,23	0,50	0,23	0,25	0,50	0,75	0,50	0,80	0,30	0,70	1,10	0,75	1,10	1,40	0,60	1,10	1,10	2,00	1,10	1,40	3,00	1,40																									
Solid brick ⁽²⁾ EN771-1 fb ≥ 43MPa	Tensile	N _{rd} kN	0,18	0,22	0,35	0,42	0,15	0,25	0,42	0,27	0,45	0,21	0,21	0,36	0,78	0,59	1,00	0,49	0,84	1,75	1,12	1,75	2,24	1,00	0,86	1,26	2,24	1,28	1,12	3,50	1,75																									
		N kN	0,13	0,16	0,25	0,30	0,11	0,18	0,30	0,19	0,32	0,15	0,15	0,26	0,56	0,42	0,70	0,35	0,60	1,25	0,80	1,25	1,60	0,70	0,62	0,90	1,60	0,92	0,80	2,50	1,25																									
	Shear	V _{rd} kN	0,21	0,28	0,42	0,56	0,25	0,32	0,63	0,32	0,70	0,32	0,28	0,49	1,05	0,70	1,26	0,56	1,12	1,54	1,40	1,54	1,96	1,12	1,54	1,54	2,80	1,54	1,96	4,20	1,96																									
		V kN	0,15	0,20	0,30	0,40	0,18	0,23	0,45	0,23	0,50	0,23	0,20	0,35	0,75	0,50	0,90	0,40	0,80	1,10	1,00	1,10	1,40	0,80	1,10	1,10	2,00	1,10	1,40	3,00	1,40																									
Hollow clay brick double UNI ⁽³⁾ EN771-1 fb ≥ 28MPa	Tensile	N _{rd} kN	0,15	0,20	0,22	0,29	0,12	0,17	0,25	0,19	0,33	0,15	0,21	0,29	0,42	0,38	0,56	0,35	0,39	0,72	0,59	0,79	0,88	0,52	0,49	0,56	0,82	0,58	0,70	1,05	0,78																									
		N kN	0,11	0,14	0,16	0,21	0,09	0,12	0,18	0,14	0,24	0,11	0,15	0,21	0,30	0,27	0,40	0,25	0,28	0,51	0,42	0,56	0,63	0,37	0,35	0,40	0,59	0,42	0,50	0,75	0,56																									
	Shear	V _{rd} kN	0,21	0,22	0,28	0,39	0,18	0,31	0,42	0,28	0,56	0,28	0,28	0,35	0,48	0,45	0,67	0,42	0,50	0,81	0,70	0,88	1,08	0,61	0,63	0,84	0,98	0,84	0,97	1,96	0,98																									
		V kN	0,15	0,16	0,20	0,28	0,13	0,22	0,30	0,20	0,40	0,20	0,20	0,25	0,34	0,32	0,48	0,30	0,36	0,58	0,50	0,63	0,77	0,44	0,45	0,60	0,70	0,60	0,70	1,40	0,70																									
Plaster-board 12,5 mm	Tensile	N _{rd} kN	0,06	0,06	0,06	0,06	0,07	0,07	0,07	0,07	0,07	0,11	0,11	0,11	0,11	0,11	0,11	0,11	0,11	0,14	0,14	0,14	0,14	0,14	0,14	0,14	0,14	0,14	0,15	0,15	0,15	0,15																								
		N kN	0,04	0,04	0,04	0,04	0,05	0,05	0,05	0,05	0,05	0,08	0,08	0,08	0,08	0,08	0,08	0,10	0,10	0,10	0,10	0,10	0,10	0,10	0,10	0,10	0,10	0,10	0,11	0,11	0,11	0,11																								
	Shear	V _{rd} kN	0,10	0,10	0,10	0,11	0,10	0,10	0,10	0,10	0,10	0,08	0,14	0,14	0,14	0,14	0,14	0,14	0,17	0,17	0,17	0,17	0,17	0,17	0,17	0,17	0,17	0,17	0,17	0,18	0,18	0,18																								
		V kN	0,07	0,07	0,07	0,08	0,07	0,07	0,07	0,07	0,07	0,06	0,10	0,10	0,10	0,10	0,10	0,10	0,12	0,12	0,12	0,12	0,12	0,12	0,12	0,12	0,12	0,12	0,12	0,13	0,13	0,13																								
Autoclaved Aerated Concrete AAC EN 771-4 r = 0,5 kg/dm ³ fb ≥ 2,5 MPa ⁽²⁾	Tensile	N _{rd} kN	0,07	0,08	0,11	0,12	0,07	0,08	0,12	0,11	0,14	0,12	0,15	0,21	0,26	0,24	0,26	0,25	0,35	0,42	0,35	0,42	0,42	0,39	0,43	0,49	0,60	0,53	0,44	0,61	0,61																									
		N kN	0,05	0,06	0,08	0,09	0,05	0,06	0,09	0,08	0,10	0,09	0,11	0,15	0,19	0,17	0,19	0,18	0,25	0,30	0,25	0,30	0,30	0,28	0,31	0,35	0,43	0,38	0,32	0,44	0,44																									
	Shear	V _{rd} kN	0,11	0,14	0,14	0,17	0,11	0,14	0,17	0,14	0,18	0,17	0,18	0,28	0,31	0,28	0,32	0,31	0,42	0,49	0,42	0,49	0,49	0,45	0,70	0,70	0,70	0,70	0,70	0,84	0,84																									
		V kN	0,08	0,10	0,10	0,12	0,08	0,10	0,12	0,10	0,13	0,12	0,13	0,20	0,22	0,20	0,23	0,22	0,30	0,35	0,30	0,35	0,35	0,32	0,50	0,50	0,50	0,50	0,50	0,60	0,60																									
Edge distance ⁽⁴⁾	C mm	45						55						70						90						110				130																										
Spacing ⁽⁴⁾	S mm	40						55						60						75						90				110																										

1kN ≈ 100 kgf

(1) The recommended loads derive from the mean ultimate loads and are inclusive of the total safety factor γ=6.

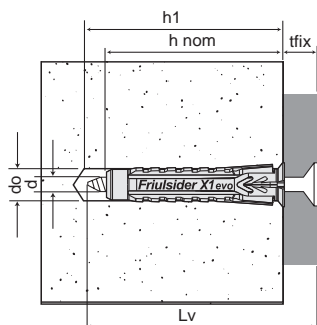
(2) Base material without plaster.

(3) Base material with plaster thickness around 10 - 15 mm.

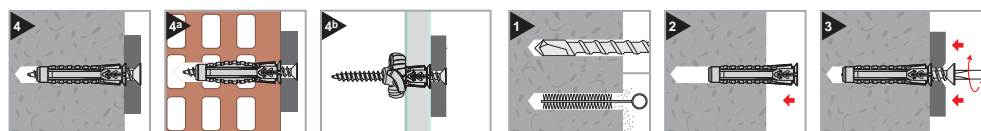
(4) In case of broken bricks double the distances of the indicative data.

NOTE: The torque has to be regulated according to the type of installation and base material.

In the absence of CE markings, the recommended loads derive from tests carried out in the Friulsideer laboratory in accordance with the appropriate standards. The load values are only valid if the installation has been carried out correctly. A non-construction product, intended for the installation of light decorative finishing elements.



- d = screw diameter
- do = hole diameter
- h1 = minimum hole depth
- hnom = nominal embedment depth
- L = anchor length
- Lv = screw length
- tfix = fixture thickness



Single anchor with large anchor spacing and edge distances.

DESIGN AND RECOMMENDED⁽¹⁾ LOADS

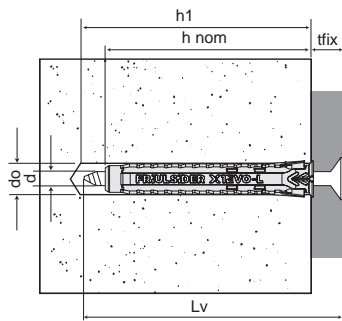
Plug		Ø6x50						Ø8x60						Ø10x70							
Min. hole depth	h_1 mm	60						70						80							
Nom. embedment depth	h_{nom} mm	50						60						70							
Hole diameter	d_0 mm	6						8						10							
Diameter and type of screw		d	mm	Chip. Ø4	Chip. Ø4,5	Chip. Ø5	Wood Ø4	Wood Ø5	Metr. M4	Chip. Ø4,5	Chip. Ø5	Chip. Ø6	Wood Ø5	Wood Ø6	Metr. M5	Chip. Ø6	Chip. Ø8	Wood Ø6	Wood Ø7	Wood Ø8	Metr. M6
Concrete C20/C25 ⁽²⁾	Tensile	N_{rd}	kN	0,28	0,56	0,81	0,63	1,19	0,35	0,39	0,63	1,12	1,40	1,48	0,84	1,06	2,10	1,40	2,52	2,24	0,70
		N	kN	0,20	0,40	0,58	0,45	0,85	0,25	0,28	0,45	0,80	1,00	1,06	0,60	0,76	1,50	1,00	1,80	1,60	0,50
	Shear	V_{rd}	kN	0,35	0,59	0,91	0,56	1,19	0,49	0,49	0,85	1,47	1,47	1,68	0,98	1,40	2,15	1,61	2,15	2,57	0,84
		V	kN	0,25	0,42	0,65	0,40	0,85	0,35	0,35	0,61	1,05	1,05	1,20	0,70	1,00	1,54	1,15	1,54	1,84	0,60
Solid brick ⁽²⁾ EN771-1 $f_b \geq 43\text{MPa}$	Tensile	N_{rd}	kN	0,29	0,45	0,63	0,57	1,15	0,32	0,35	0,59	0,98	1,12	1,40	0,75	0,98	2,10	1,54	2,24	2,38	1,12
		N	kN	0,21	0,32	0,45	0,41	0,82	0,23	0,25	0,42	0,70	0,80	1,00	0,54	0,70	1,50	1,10	1,60	1,70	0,80
	Shear	V_{rd}	kN	0,35	0,49	0,88	0,49	1,15	0,49	0,42	0,70	1,29	1,37	1,76	0,86	1,37	2,15	1,82	2,15	2,66	1,47
		V	kN	0,25	0,35	0,63	0,35	0,82	0,35	0,30	0,50	0,92	0,98	1,26	0,62	0,98	1,54	1,30	1,54	1,90	1,05
Hollow clay brick double UNI ⁽³⁾ EN771-1 $f_b \geq 28\text{MPa}$	Tensile	N_{rd}	kN	0,19	0,25	0,35	0,31	0,56	0,26	0,26	0,32	0,45	0,56	0,70	0,35	0,42	0,75	0,63	0,84	0,92	0,53
		N	kN	0,14	0,18	0,25	0,22	0,40	0,19	0,19	0,23	0,32	0,40	0,50	0,25	0,30	0,54	0,45	0,60	0,66	0,38
	Shear	V_{rd}	kN	0,25	0,31	0,42	0,36	0,67	0,32	0,33	0,39	0,56	0,67	0,81	0,42	0,53	0,85	0,75	1,05	1,14	0,61
		V	kN	0,18	0,22	0,30	0,26	0,48	0,23	0,24	0,28	0,40	0,48	0,58	0,30	0,38	0,61	0,54	0,75	0,80	0,44
Plaster-board 12,5 mm	Tensile	N_{rd}	kN	0,07	0,07	0,07	0,07	0,07	0,07	0,11	0,11	0,11	0,11	0,11	0,14	0,14	0,14	0,14	0,14	0,14	0,14
		N	kN	0,05	0,05	0,05	0,05	0,05	0,05	0,08	0,08	0,08	0,08	0,08	0,08	0,10	0,10	0,10	0,10	0,10	0,10
	Shear	V_{rd}	kN	0,10	0,10	0,10	0,10	0,10	0,08	0,14	0,14	0,14	0,14	0,14	0,14	0,17	0,17	0,17	0,17	0,17	0,17
		V	kN	0,07	0,07	0,07	0,07	0,07	0,06	0,10	0,10	0,10	0,10	0,10	0,10	0,12	0,12	0,12	0,12	0,12	0,12
Double plaster-board 12,5 mm x 2	Tensile	N_{rd}	kN	0,15	0,15	0,15	0,15	0,15	0,15	0,18	0,18	0,22	0,22	0,22	0,19	0,24	0,24	0,24	0,24	0,24	0,19
		N	kN	0,11	0,11	0,11	0,11	0,11	0,11	0,13	0,13	0,16	0,16	0,16	0,14	0,17	0,17	0,17	0,17	0,17	0,14
	Shear	V_{rd}	kN	0,18	0,18	0,18	0,18	0,18	0,18	0,28	0,28	0,32	0,32	0,32	0,29	0,35	0,35	0,35	0,35	0,35	0,32
		V	kN	0,13	0,13	0,13	0,13	0,13	0,13	0,20	0,20	0,23	0,23	0,23	0,21	0,25	0,25	0,25	0,25	0,25	0,23
Autoclaved Aerated Concrete AAC EN 771-4 $r=0,5\text{ kg/dm}^3$ $f_b \geq 2,5\text{ MPa}$ ⁽²⁾	Tensile	N_{rd}	kN	0,19	0,25	0,31	0,22	0,28	0,15	0,28	0,33	0,42	0,38	0,39	0,38	0,52	0,73	0,45	0,60	0,70	0,59
		N	kN	0,14	0,18	0,22	0,16	0,20	0,11	0,20	0,24	0,30	0,27	0,28	0,27	0,37	0,52	0,39	0,43	0,50	0,42
	Shear	V_{rd}	kN	0,15	0,19	0,24	0,19	0,25	0,24	0,32	0,39	0,47	0,42	0,45	0,42	0,59	0,81	0,61	0,68	0,78	0,66
		V	kN	0,11	0,14	0,17	0,14	0,18	0,17	0,23	0,28	0,34	0,30	0,32	0,30	0,42	0,58	0,44	0,49	0,56	0,47
Edge distance ⁽⁴⁾	C mm	85						110						120							
Spacing ⁽⁴⁾	S mm	85						100						110							

1kN ≈ 100 kgf

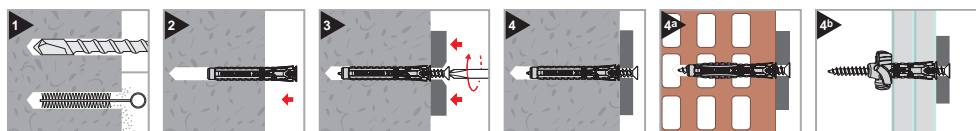
- ⁽¹⁾ The recommended loads derive from the mean ultimate loads and are inclusive of the total safety factor $\gamma=6$.
- ⁽²⁾ Base material without plaster.
- ⁽³⁾ Base material with plaster thickness around 10 - 15 mm.
- ⁽⁴⁾ In case of broken bricks double the distances of the indicative data.

NOTE: The torque has to be regulated according to the type of installation and base material.

In the absence of CE markings, the recommended loads derive from tests carried out in the Friulside laboratory in accordance with the appropriate standards. The load values are only valid if the installation has been carried out correctly. A non-construction product, intended for the installation of light decorative finishing elements.



- d = screw diameter
- d_0 = hole diameter
- h_1 = minimum hole depth
- h_{nom} = nominal embedment depth
- L = anchor length
- L_v = screw length
- t_{fix} = fixture thickness



FIXCALC

ENGINEERING SOFTWARE

A VALUABLE TOOL FOR DESIGNERS

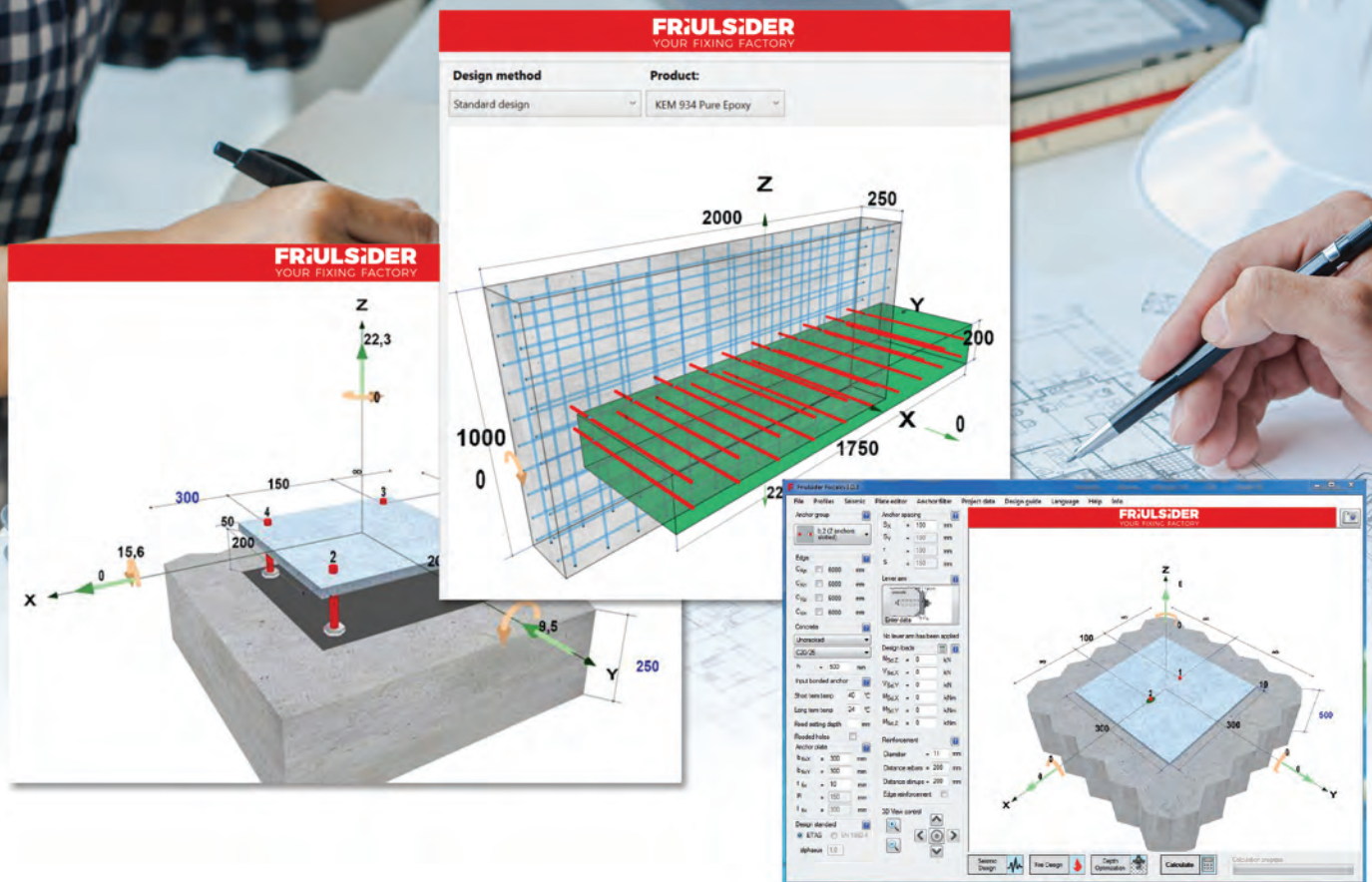
▶ ANCHOR CALCULATION SOFTWARE:

- The FIX-CALC engineering software can be downloaded directly from the Friulsider website
- The suite consists of two modules, one for anchor calculations + one for post-installed rebar connections.
- All Friulsider certified fixings can be calculated using the anchor module
- Calculation according to ETAG 001 annex C or EN1992-4: 2018

 **FIX
CALC**

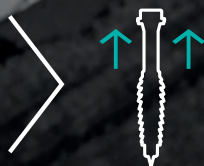
DOWNLOAD:

www.friulsider.com



X3


HIGH PERFORMANCE FRAME ANCHOR



MAXIMUM PULL-OUT VALUES
EXTRAORDINARY PERFORMANCE
ON ALL BASE MATERIALS



UP TO 3 EMBEDMENT DEPTHS
EXTREME VERSATILITY AND
SIGNIFICANT REDUCTION
IN INSTALLATION TIME



INCREASE EXPANSION
DESIGNED FOR FACEDES AND
HEAVY CARPENTRY




**MAXIMUM
PULL-OUT
VALUES
UP TO
2.000
Kg***

FM X5


MULTI-EXPANSION FRAME ANCHOR



MULTI-EXPANSION GEOMETRY
STRONG AND DURABLE ANCHORAGE ALREADY
BEHIND THE FIRST RIB OF THE HOLLOW BRICK
OR BLOCK. CORRECT DRIVING OF THE SCREW,
EVEN IN INACCURRICALLY DRILLED HOLES.



ULTRA FLEXIBLE NYLON – FleX5®
NO EXPANSION TENSION IN HOLLOW
BRICK RIBS AND POSSIBILITY OF MANUAL
PRE-LOCKING OF THE PLUG.



SCREW ALWAYS PREASSEMBLED
HIGH CONVENIENCE OF WORK.
ELIMINATION OF THE POSSIBILITY
OF USING AN INCORRECT SCREW.



**TECHNOLOGY
FleX5®**

*) Average pull-out values obtained from tests carried out on non-cracked concrete C20/25 with Ø10 plug installed at 70 mm. This information should be considered indicative and not a substitute for the official performance declaration, which is reported in the technical data sheet and ETA.


CLR

SCREW ANCHOR FOR STRUCTURAL FIXINGS

✓
QUICK INSTALLATION

✓
REDUCED EDGE DISTANCE
AND SPACING DISTANCES

✓
3 CERTIFIED EMBEDMENT DEPTHS



KEM P

POYESTER CHEMICAL ANCHOR FOR CONCRETE AND MASONRY

Versatile polyester resin for non-cracked concrete and masonry.



Intended for fastening light and medium loaded elements such as sanitary equipment, electrical installations, awnings, shutters and roller blinds, gazebos, porches, fences, air conditioners, etc. Perfect for non-cracked concrete. For hollow masonry it should be used additionally a mesh sleeve. It is also possible to use in flooded holes.

Index	Resin		Packaging Single/ Qty/Collective [pcs]
	Capacity		
	D		
	[ml]		
P344610	280		1/12/12
P344611	380		1/10/10



KEM V


VINYLESTER CHEMICAL ANCHOR FOR CRACKED CONCRETE AND MASONRY

Professional versatile vinylester resin for cracked and non-cracked concrete, masonry and post-installed rebar connections.



Intended for fixing medium-loaded elements such as steel structures, poles, pillars, brackets, consoles, balustrades and handrails, gazebos, porches, fences, machines and devices, etc. For non-cracked and cracked concrete. For hollow masonry it should be used additionally a mesh sleeve. It is also possible to use in flooded holes. Lots of uses. The resin does not thicken at low temperatures (down to -10°C)

Index	Resin		Packaging Single/ Qty/Collective [pcs]
	Capacity		
	D		
	[ml]		
P344614	280		1/12/12
P344615	380		1/10/10



High-performance professional hybrid resin for cracked and non-cracked concrete and post-installed rebar connections

KEM H

HYBRID CHEMICAL ANCHOR FOR CRACKED CONCRETE

Professional resin with very high load capacity for anchoring threaded rods and rebars to non-cracked and cracked concrete.
Fastening heavy steel structures, balustrades, handrails and stairs, sound-absorbing screens and barriers, energy-absorbing barriers, fixing machines and devices, anchoring poles, pillars, etc. The resin can be used for reinforced concrete structures by deep embedding of reinforcing bars.
Seismic loads C1 and C2. High temperature resistant.

Index	Resin	Packaging Single/ Qty/Collective [pcs]
	Capacity	
	D	
	[ml]	
P344616*	280	1/12/12
P344617	380	1/9/9

(*) For order



Slow-curing high-performance professional pure epoxy resin for cracked and non-cracked concrete and post-installed rebar connections.

KEM EP

EPOXYDE SLOW CURING CHEMICAL ANCHOR FOR CRACKED CONCRETE

Professional epoxy resin with the highest load capacity for anchoring threaded rods and rebars to non-cracked and cracked concrete.
The resin can be used for reinforced concrete structures by deep embedding of reinforcing bars. Reinforcement of reinforced concrete structures (joining walls, ceilings, foundations), fastening heavy steel structures, renovation, etc.
Seismic loads C1 and C2. Diamond coring. Installation in flooded holes. High resistance to chemicals.

Index	Resin	Packaging Single/ Qty/Collective [pcs]
	Capacity	
	D	
	[ml]	
P344847	585	1/12/12



METAL MESH SLEEVE

Steel meter mesh sleeve




Intended for making chemical anchors in hollow materials, eg. hollow blocks, hollow bricks with threaded rods and resins. The steel mesh sleeve should be cut to the desired length. Corrosion protection with a galvanized coating.

Index	Mesh sleeve			Packaging Single/ Qty/Collective [pcs]
	Diameter	Length	Material	
	D [mm]	L [mm]		
P63310B12000	12	1000	Fe	10
P63310B16000	16	1000	Fe	10
P63310B22000	22	1000	Fe	6

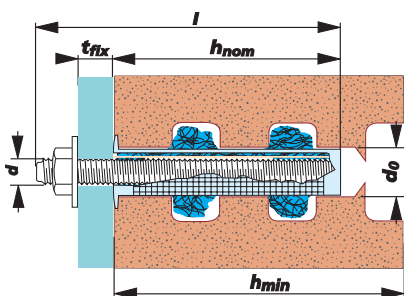
PLASTIC MESH SLEEVE

Nylon mesh sleeve



Intended for making chemical anchors in hollow materials, eg. hollow blocks, hollow bricks with threaded rods and resins. The plastic mesh sleeve is used to make fixings to the standard depth.

Index	Mesh sleeve			Packaging Single/ Qty/Collective [pcs]
	Diameter	Length	Material	
	D [mm]	L [mm]		
P63300012050	12	50	Nylon	10
P63300012080	12	80	Nylon	10
P63300015085	15	85	Nylon	10
P63300015130	15	130	Nylon	10
P63300020085	20	85	Nylon	10



Intended for blowing out drill holes from drill dust generated during drilling. The cleaning process should be carried out in accordance with the instructions appropriate for the product.

Index	Packaging		
	Single	Qty	Collective
	[pcs]	[pcs]	[pcs]
PCMA002	1	1	1



Brush for mechanical cleaning of anchor holes.

Intended for cleaning the walls of holes from drill dust and particles generated during drilling. The cleaning process should be carried out in accordance with the instructions appropriate for the product.

Index	Brush diameter	Drill hole diameter	Packaging Single/ Qty/Collective [pcs]
	D	d ₀	
	[mm]	[mm]	
P49999014300	14	10 - 12	1/1/1
P49999020300	20	14 - 18	1/1/1
P49999030300	30	20 - 28	1/1/1



DISPENSERS

Dispensers for chemical anchors

Intended for the application of chemical anchors.



Index	Intended for cartridges with capacity	Packaging
		Single/ Qty/Collective [pcs]
PCMA280	280 ml	1
PCMA380	380 ml	1
PCMA585	585 ml	1

MIXERS

Mixers for the application of chemical anchors.

Mixers for the application of chemical anchors. Additional mixers enable smooth operation when the resin has cured. They enable optimal use of the cartridge content after work breaks.



Index	Intended for	Packaging
		Single/ Qty/Collective [pcs]
P40140	KEM-P / KEM-V resin	1
P40150	KEM-H resin	1
P16001	KEM-EP resin + extension	1+1
P16009	Extension 20 cm	1

KEM-P / KEM-V

KEM-H

KEM-EP

The expansion anchor is mainly used for fastening in uniform and hard base materials, i.e. concrete, reinforced concrete, etc. The anchor is designed for fastening in the range of medium loads of building structural elements, facades, barriers, handrails, etc.

FM 753 evo

GALVANIZED WEDGE ANCHOR
FOR NON-CRACKED CONCRETE

Wedge anchor for non-cracked concrete (Option 7). Cold formed bolt makes the anchor flexible while maintaining high performance.

Through-set.

Installation of steel structures, balustrades, handrails, machines and devices in the non-cracked concrete zone.

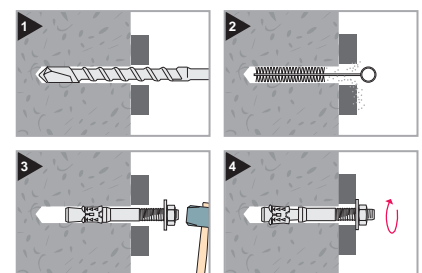
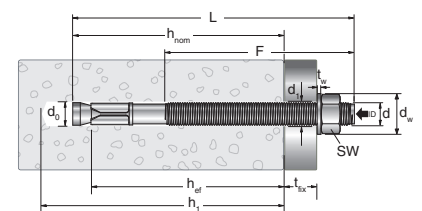
Index	d x L	Thread length	d ₀	t _{fix}	d _f	s _w	Packaging Single/ Qty/Collective [pcs]
	[mm]	[mm]	[mm]	[mm]	[mm]	[mm]	
75340B0806800	M8x68	40	8	5	9	13	100/400
75340B0807300	M8x73	45	8	10	9	13	100/400
75340B0808300	M8x83	45	8	20	9	13	100/400
75340B0809300	M8x93	50	8	30	9	13	100/400
75340B0810300	M8x103	50	8	40	9	13	100/400
75340B0811300	M8x113	60	8	50	9	13	100/400
75340B0813300	M8x133	85	8	70	9	13	100/400
75340B0816300	M8x163	100	8	100	9	13	50/200
75340B1007800	M10x78	40	10	5	12	17	50/200
75340B1008300	M10x83	40	10	10	12	17	50/200
75340B1009300	M10x93	50	10	20	12	17	50/200
75340B1010300	M10x103	50	10	30	12	17	50/200
75340B1011300	M10x113	60	10	40	12	17	50/200
75340B1012300	M10x123	60	10	50	12	17	50/200
75340B1014300	M10x143	70	10	70	12	17	50/200
75340B1017300	M10x173	80	10	100	12	17	25/100
75340B1021300	M10x213	100	10	140	12	17	25/100
75340B1210400	M12x104	60	12	5	14	19	50/200
75340B1210900	M12x109	60	12	10	14	19	50/200
75340B1211900	M12x119	70	12	20	14	19	50/200
75340B1212900	M12x129	70	12	30	14	19	25/100
75340B1213900	M12x139	80	12	40	14	19	25/100
75340B1214900	M12x149	100	12	50	14	19	25/100
75340B1217900	M12x179	110	12	80	14	19	25/100
75340B1219900	M12x199	110	12	100	14	19	25/100
75340B1221900	M12x219	125	12	120	14	19	20/80
75340B1223900	M12x239	125	12	140	14	19	20/80
75340B1225900	M12x259	125	12	160	14	19	20/80
75340B1226900	M12x269	135	12	170	14	19	20/80
75340B1229900	M12x299	155	12	200	14	19	20/80
75340B1231900	M12x319	155	12	220	14	19	20/80
75340B1233900	M12x339	155	12	240	14	19	15/60
75340B1236900	M12x369	155	12	270	14	19	15/-
75340B1613100	M16x131	65	16	10	18	24	20/80
75340B1615100	M16x151	80	16	30	18	24	20/80
75340B1617100	M16x171	80	16	50	18	24	15/60
75340B1620100	M16x201	100	16	80	18	24	15/60
75340B1622100	M16x221	100	16	100	18	24	15/60
75340B1624100	M16x241	110	16	120	18	24	10/40
75340B1626100	M16x261	110	16	140	18	24	10/40
75340B1628100	M16x281	125	16	160	18	24	10/40
75340B1632100	M16x321	150	16	200	18	24	10/40

FRUITSIDER
YOUR FIXING FACTORY

SIMPSON
Strong-Tie



FIX
CALC



FM-753 CRACK

GALVANIZED WEDGE ANCHOR FOR CRACKED CONCRETE

The anchor with a seismic certificate made of galvanized carbon steel.

FRÜLSIDER
YOUR FIXING FACTORY

SIMPSON
Strong-Tie



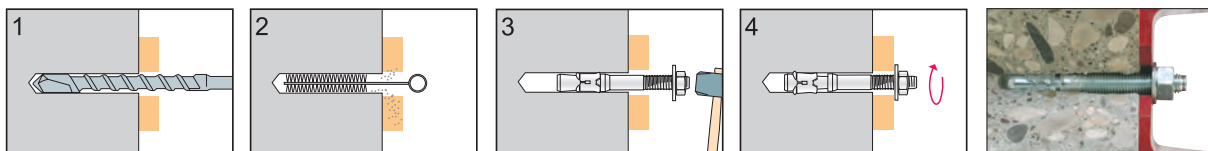
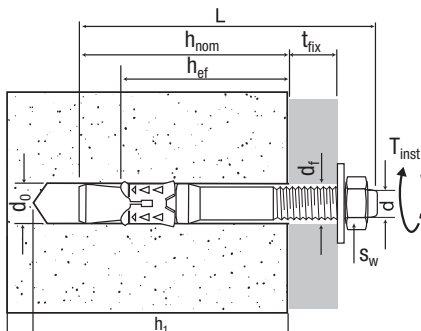
Wedge anchor for cracked and non-cracked concrete (Option 1) with high load capacity, galvanized carbon steel. The special design of the clip in combination with A4 steel ensures not only high load capacity but also high corrosion resistance.

Through-set.

Installation of steel structures, balustrades, handrails, machines and devices in the cracked concrete zone inside and outside.

Seismic loads C1 and C2.

Index	d x L [mm]	Thread length [mm]	d ₀ [mm]	t _{fix} [mm]	d _f [mm]	s _w [mm]	Packaging Single/ Qty/Collective [pcs]
P75320b060650PL	M6x65	40	6	15	7	11	100/1000
P75320b060850PL	M6x85	60	6	35	7	11	100/1000
P75320b061000PL	M6x100	60	6	50	7	11	50/500
P75320b080750PL	M8x75	48	8	15	9	13	100/400
P75320b080900PL	M8x90	63	8	30	9	13	100/400
P75320b100750PL	M10x75	43	10	5	12	17	50/500
P75320b100900PL	M10x90	55	10	20	12	17	50/200
P75320b101000PL	M10x100	60	10	30	12	17	50/200
P75320b101200PL	M10x120	85	10	50	12	17	50/200
P75320b121000PL	M12x100	58	12	10	14	19	50/200
P75320b121100PL	M12x110	68	12	20	14	19	50/200
P75320b121200PL	M12x120	68	12	30	14	19	25/100
P75320b121350PL	M12x135	93	12	45	14	19	25/100
P75320b161250PL	M16x125	68	16	10	18	24	20/80
P75320b161450PL	M16x145	88	16	30	18	24	20/80
P75320b161750PL	M16x175	88	16	60	18	24	20/80
P75320b162150PL	M16x215	88	16	100	18	24	15/60



The anchor with a seismic certificate made of A4 stainless steel

FM-753 CRACK INOX A4

STAINLESS STEEL WEDGE ANCHOR FOR
CRACKED CONCRETE

Wedge anchor for cracked and non-cracked concrete (Option 1) with high load capacity, stainless steel. The special design of the clip in combination with A4 steel ensures not only high load capacity but also high corrosion resistance.

Through-set.

Installation of steel structures, balustrades, handrails, machines and devices in the cracked concrete zone inside and outside.

Seismic loads C1 and C2.

FRUITSIDER
YOUR FIXING FACTORY

SIMPSON
Strong-Tie



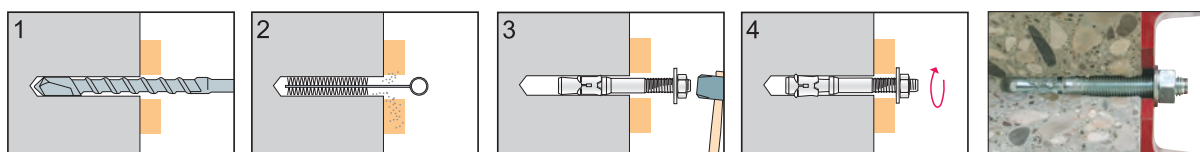
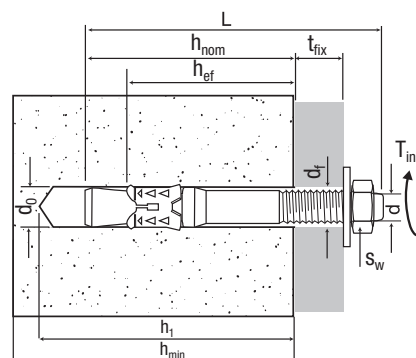
SEISMIC
C1 C2

FIX
CALC



Index	d x L	Thread length [mm]	d ₀ [mm]	t _{fix} [mm]	d _f [mm]	s _w [mm]	Packaging Single/ Qty/Collective [pcs]
P753500080750PL(1)	M8x75	30	8	10	9	13	100/400
P753500080900PL(1)	M8x90	40	8	25	9	13	100/400
P753500081150PL(1)	M8x115	60	8	50	9	13	100/400
P753500100900PL	M10x90	40	10	10	12	17	50/200
P753500101050PL	M10x105	55	10	25	12	17	50/200
P753500101150PL	M10x115	55	10	35	12	17	50/200
P753500121100PL	M12x110	65	12	10	14	19	50/200
P753500121200PL	M12x120	65	12	20	14	19	50/200
P753500121450PL	M12x145	85	12	45	14	19	25/100
P753500161300PL	M16x130	65	16	10	18	24	20/80
P753500161500PL	M16x150	85	16	30	18	24	20/80
P753500161850PL	M16x185	85	16	60	18	24	20/80
P753500162200PL	M16x220	85	16	100	18	24	15/60

(1) Seismic load only C1





Base material: cracked and non-cracked concrete (Option 1)

Screw material: carbon steel

Head type: hex head with built in washer and knurling

Anti-corrosion protection: galvanized >5µm

Hex head with built-in washer and knurling for better fixation and stability of the connection cuts on the thread facilitate screwing into the substrate

High flexibility thanks to 3 anchorage depths

High loading capacity in relation to diameter even near edges and with reduced spacing distances

Permanent or temporary fixing. It is possible to unscrew the anchor.

Fire resistance R120.

Product designation	Hole [mm]	Dimensions		Fixing thickness t_{fix} [mm]			Socket SW	Package Separate / Collective [pcs]
		d	Lv					
		[mm]	[mm]	h_{ef} ex. red.	h_{ef} red.	h_{ef} std.		
P72005b100600PL	8	10	60	15	10		13	100/600
P72005b100750PL	8	10	75	30	25	10	13	100/500
P72005b101000PL	8	10	100	55	50	35	13	100/400
P72005b101300PL	8	10	130	85	80	65	13	50/300
P72005b101500PL	8	10	150	105	100	85	13	50/300
P72005b120600PL	10	12	60	10			15	50/300
P72005b120750PL	10	12	75	25	15		15	50/300
P72005b121000PL	10	12	100	50	40	25	15	50/200
P72005b121300PL	10	12	130	80	70	55	15	25/150
P72005b121500PL	10	12	150	100	90	15	15	25/150



Base material: cracked and non-cracked concrete (Option 1)

Screw material: Stainless steel A4

Head type: hex head with built in washer and knurling

The bimetallic construction ensures high functionality and safety the screw body is made of A4 stainless steel, and the tapping part is made of high hardness carbon steel.

Hex head with built in washer and knurling for better fixation and stability of the connection cuts on the thread facilitate screwing into the substrate

High loading capacity in relation to diameter even near edges and with reduced spacing distances

Permanent or temporary fixing. It is possible to unscrew the anchor.

Fire resistance R120.



Product designation	Hole [mm]	Dimension		Fixing thickness t_{fx} [mm]	Socket SW	Package Separate / Collective [pcs]
		d [mm]	Lv [mm]			
P720100101000PL	8	10	100	15	13	25/150
P720100101100PL	8	10	110	25	13	25/150
P720100101200PL	8	10	120	35	13	25/150
P720100121150PL	10	12	115	15	17	25/150
P720100121250PL	10	12	125	25	17	25/150
P720100121350PL	10	12	135	35	17	25/150





Base material: cracked and non-cracked concrete (Option 1)
Screw material: carbon steel
Anticorrosion protection: galvanized >5µm

Low edges and spacing distances
No plug required
Permanent or temporary fixing. It is possible to unscrew the anchor.
Fire resistance R120.

Product designation	Hole [mm]	Dimension		Fixing thickness t_{fix} [mm]	Socket SW	Package Separate / Collective [pcs]
		d [mm]	Lv [mm]			
P72009b080600PL	6	7,5	60	15	10	100/1200
P72009b080800PL	6	7,5	80	30	10	100/1200
P72009b081000PL	6	7,5	100	55	10	50/600
P72009b081200PL	6	7,5	120	85	10	50/600

Head type: hex head with built in washer



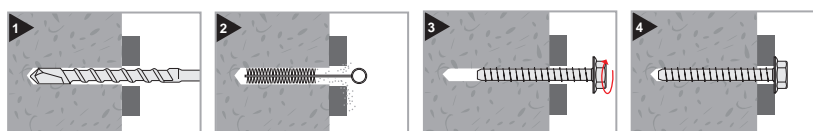
Product designation	Hole [mm]	Dimension		Fixing thickness t_{fix} [mm]	Socket SW	Package Separate / Collective [pcs]
		d [mm]	Lv [mm]			
P72006b080600PL	6	7,5	60	5	TX 30	100/1200
P72006b080750PL	6	7,5	75	20	TX 30	100/1200

Head type: flat with torx socket



Product designation	Hole [mm]	Dimension		Fixing thickness t_{fix} [mm]	Socket SW	Package Separate / Collective [pcs]
		d [mm]	Lv [mm]			
P72008b080550PL	6	7,5	55	0	13	50/600

Head type: with metric thread M8 with mounted socket with double internal thread M8 / M10



Multi expansion anchor FM-X5 K without rim with hexagonal washer head screw, made of galvanized carbon steel class 6.8

FM-X5 K

MULTI EXPANSION
FRAME ANCHOR

Substrate category according to ETAG 020: A B C D.

Plug material: polyamide PA6.

Plug: without rim.

Screw material: Carbon steel 6.8.

Head type: flange head with HEX socket.

Corrosion protection: galvanized 5 µm.

Plug and screw supplied pre-assembled.

Keying multi-expansion geometry. Strong and durable anchoring from the very first rib of hollow brick. Screw containment system. Reliable guidance of the screw even in incorrectly made drill holes.

Special flexible plug. The two initial turns and pre-locking can be done manually.

FRULSIDER
YOUR FIXING FACTORY

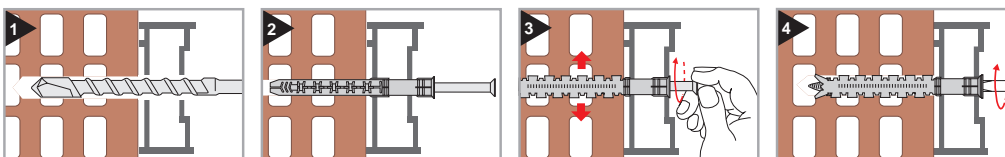

SIMPSON
StrongTie



^{*)} R90 NRd ≤ 0,8 kN



Index	Diameter		Thickness of fixed element t_{fix}	Wrench/socket	Packaging Single/ Qty/Collective [pcs]
	Ø	L			
	[mm]	[mm]	[mm]		
P64302b100850PL	10	85	15	SW 13 / TX 40	50/500
P64302b101000PL	10	100	30	SW 13 / TX 40	50 / 500
P64302b101150PL	10	115	45	SW 13 / TX 40	50 / 500
P64302b101350PL	10	135	65	SW 13 / TX 40	50 / 200
P64302b101600PL	10	160	90	SW 13 / TX 40	50 / 200



FM-X5 C

MULTI EXPANSION FRAME ANCHOR


Multi expansion anchor FM-X5 C without rim with countersunk head screw, made of galvanized carbon steel class 5.8 (Ø8), 6.8 (Ø10).

FRÜLSIDER
YOUR FIXING FACTORY

SIMPSON
Strong-Tie



1) R90 NRd ≤ 0.8 kN



Substrate category according to ETAG 020: A B C D.

Plug material: polyamide PA6.

Plug: without rim.

Screw material: carbon steel 5.8 (Ø8), carbon steel 6.8 (Ø10).

Head type: countersunk with TX type socket.

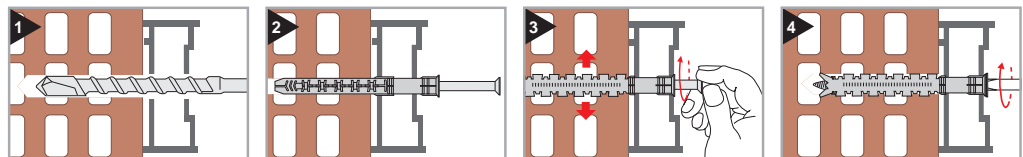

Corrosion protection: galvanized 5 µm.

Plug and screw supplied pre-assembled.

Keying multi-expansion geometry. Strong and durable anchoring from the very first rib of hollow brick. Screw containment system. Reliable guidance of the screw even in incorrectly made drill holes.

Special flexible plug. The two initial turns and pre-locking can be done manually.

Index	Diameter		Thickness of fixed element t_{fix}	Socket	Packaging Single/ Qty/Collective [pcs]
	Ø	L			
	[mm]	[mm]	[mm]		
P64301b080800PL	8	80	10	TX 30	100/1000
P64301b081000PL	8	100	30	TX 30	50/500
P64301b081200PL	8	120	50	TX 30	50/500
P64301b081500PL	8	150	80	TX 30	50/500
P64301b100850PL	10	85	15	TX 40	50/500
P64301b101000PL	10	100	30	TX 40	50/500
P64301b101150PL	10	115	45	TX 40	50/500
P64301b101350PL	10	135	65	TX 40	50/200
P64301b101600PL	10	160	90	TX 40	50/200



High performance frame anchor X3 C without rim, with countersunk head screw, made of galvanized carbon steel class 6.8

X3 C
HIGH PERFORMANCE
FRAME ANCHOR

Substrate category according to ETAG 020: A B C D.

Plug material: polyamide PA6.

Plug: without rim.

Screw material: Carbon steel 6.8.

Head type: countersunk with TX type socket.

Corrosion protection: galvanized 5 µm.

Plug and screw supplied separately.

FRÜLSIDER
YOUR FIXING FACTORY

SIMPSON
Strong-Tie



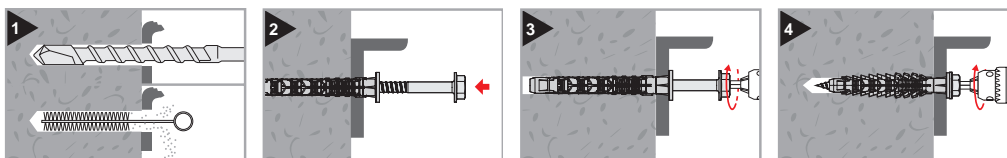

^{*)} R90 NRd ≤ 0,8 kN

Extremely high performance in all types of substrates.

The three embedment depths ensure extreme versatility and a significant reduction in installation time.

Specially designed increased expansion zone.

Index	Diameter		Thickness of fixed element t_{fix} [mm]			Socket	Packaging Single/ Qty/Collective [pcs]
	Ø	L	h_{ef} red.	h_{ef} std.	h_{ef} inc.		
	[mm]	[mm]					
P64602b100600PL	10	60	10			TX 40	50/500
P64602b100800PL	10	80	30	10		TX 40	50/500
P64602b101000PL	10	100	50	30	10	TX 40	50/500
P64602b101200PL	10	120	70	50	30	TX 40	50/300
P64602b101400PL	10	140	90	70	50	TX 40	50/300
P64602b101600PL	10	160	110	90	70	TX 40	50/250



FM-X5 H

MULTI EXPANSION FRAME ANCHOR

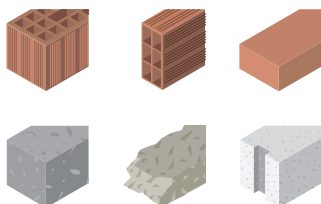
Multi expansion anchor FM-X5 H with rim with hexagonal washer head screw, made of galvanized carbon steel class 6.8

FRÜLSIDER
YOUR FIXING FACTORY

SIMPSON
Strong-Tie



¹⁾ R90 NRd ≤ 0,8 kN



Substrate category according to ETAG 020: A B C D.

Plug material: polyamide PA6.

Plug: Wide flange Ø18

Screw material: Carbon steel 6.8.

Head type: flange head with HEX socket.

Corrosion protection: galvanized 5 µm.

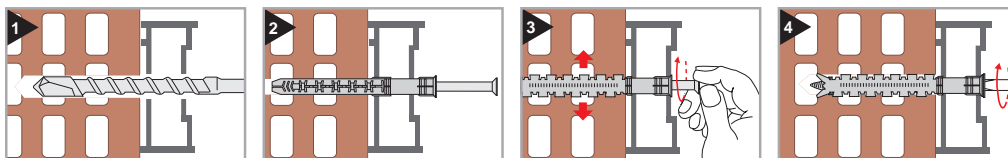

Plug and screw supplied pre-assembled.

Keying multi-expansion geometry. Strong and durable anchoring from the very first rib of hollow brick. Screw containment system. Reliable guidance of the screw even in incorrectly made drill holes.

Special flexible plug. The two initial turns and pre-locking can be done manually.

A wide flange isolates the screw from the base material.

Index	Diameter		Thickness of fixed element t_{fix}	Wrench/socket	Packaging Single/ Qty/Collective [pcs]
	Ø	L			
	[mm]	[mm]	[mm]		
P64402b100850PL	10	85	15	SW 13 / TX 40	50/500
P64402b101000PL	10	100	30	SW 13 / TX 40	50/500
P64402b101150PL	10	115	45	SW 13 / TX 40	50/500
P64402b101350PL	10	135	65	SW 13 / TX 40	50/200
P64402b101600PL	10	160	90	SW 13 / TX 40	50/200



High performance frame anchor X3 C with rim, with hexagonal washer head screw, made of stainless steel A4

X3 H A4

HIGH PERFORMANCE
FRAME ANCHOR

Substrate category according to ETAG 020: A B C D.

Plug material: polyamide PA6.

Plug: Wide flange Ø18

Screw material: Stainless steel A4

Head type: flange head with HEX socket.

Corrosion protection: stainless steel A4.

Plug and screw supplied separately.

Extremely high performance in all types of substrates.

The three embedment depths ensure extreme versatility and a significant reduction in installation time.

Specially designed increased expansion zone.

A wide flange isolates the screw from the base material.

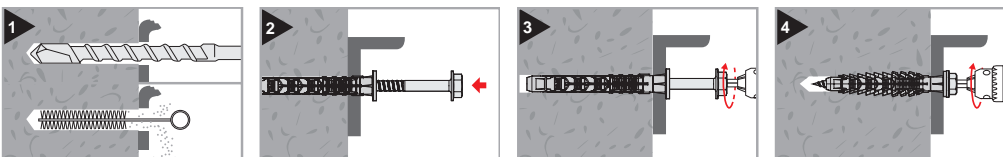

FRÜLSIDER
YOUR FIXING FACTORY

SIMPSON
Strong-Tie



¹⁾ R90 NRd ≤ 0.8 kN

Index	Diameter		Thickness of fixed element t_{fix} [mm]			Wrench/socket	Packaging Single/ Qty/Collective [pcs]
	Ø	L	h_{ef} red.	h_{ef} std.	h_{ef} inc.		
	[mm]	[mm]					
P647030100600PL	10	60	10			SW 13 / TX 40	50/500
P647030100800PL	10	80	30	10		SW 13 / TX 40	50/500
P647030101000PL	10	100	50	30	10	SW 13 / TX 40	50/500
P647030101200PL	10	120	70	50	30	SW 13 / TX 40	50/300
P647030101400PL	10	140	90	70	50	SW 13 / TX 40	50/300
P647030101600PL	10	160	110	90	70	SW 13 / TX 40	50/250



X3 H

HIGH PERFORMANCE
FRAME ANCHOR

High performance frame anchor X3 C with rim, with hexagonal washer head screw, made of galvanized carbon steel class 6.8

FRÜLSIDER
YOUR FIXING FACTORY

SIMPSON
Strong-Tie



* R90 NRd ≤ 0.8 kN

Substrate category according to ETAG 020: A B C D.

Plug material: polyamide PA6.

Plug: Wide flange Ø18

Screw material: Carbon steel 6.8.

Head type: flange head with HEX socket.

Corrosion protection: galvanized 5 µm.


Plug and screw supplied separately.

Extremely high performance in all types of substrates.

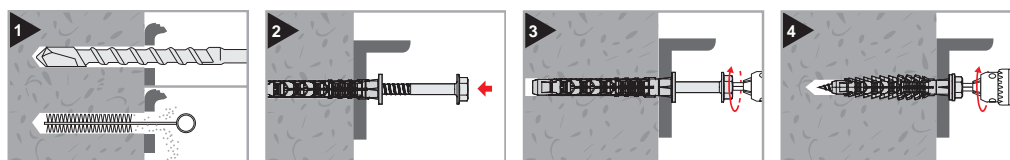
The three embedment depths ensure extreme versatility and a significant reduction in installation time.

Specially designed increased expansion zone.

A wide flange isolates the screw from the base material.



Index	Diameter		Thickness of fixed element t_{fix} [mm]			Wrench/socket	Packaging Single/ Qty/Collective [pcs]
	Ø	L	h_{ef} red.	h_{ef} std.	h_{ef} inc.		
	[mm]	[mm]					
P64703b100600PL	10	60	10			SW 13 / TX 40	50/500
P64703b100800PL	10	80	30	10		SW 13 / TX 40	50/500
P64703b101000PL	10	100	50	30	10	SW 13 / TX 40	50/500
P64703b101200PL	10	120	70	50	30	SW 13 / TX 40	50/300
P64703b101400PL	10	140	90	70	50	SW 13 / TX 40	50/300
P64703b101600PL	10	160	110	90	70	SW 13 / TX 40	50/250



4 segments universal nylon plug X1 evo.

X1 evo

4 SEGMENTS UNIVERSAL NYLON PLUG

FRIULSIDER
YOUR FIXING FACTORY

SIMPSON
Strong-Tie

Types of substrates: concrete, solid masonry, hollow masonry, thin-walled elements

Plug material: Polyamide PA6

Screw type: chipboard screw, wood screw, metric screw

4-way expansion.

Conical collar with the possibility of hiding in the hole.


Anti-rotation wings.

Different anchoring methods depending on the type of substrate:

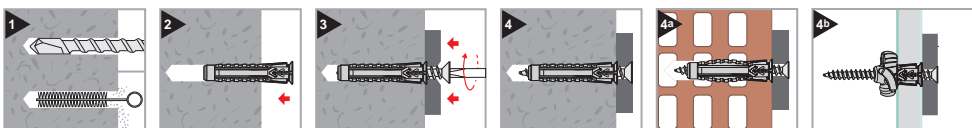
expansion, wedging, knotting.

For all types of building substrates.

For metric screws and bolts



Code	Plug		Chipboard screw	Hex head wood screw	Hex head metric screw	Per bag / Outerbox [pkg.]
	Ø	L	d	d	d	
	[mm]	[mm]	[mm]	[mm]	[mm]	
P600700050250PL	5	25	3 3,5 4	4	-	100/32/3200
P600700060300PL	6	30	4 4,5 5	4 5	M4	100/32/3200
P600700080400PL	8	40	4,5 5 6	5 6	M5	100/16/1600
P600700100500PL	10	50	6 8	6 7 8	M6	50/16/800
P600700120600PL	12	60	8	8 10	M8	25/16/400
P600700140700PL	14	70	-	10 12	M10	20/8/160



X1 evo L

4 SEGMENTS UNIVERSAL
NYLON LONG PLUG

4 segments universal nylon long plug X1 evo.

FRIULSIDER
YOUR FIXING FACTORY

SIMPSON
Strong-Tie



Types of substrates: concrete, solid masonry, hollow masonry, thin-walled elements

Plug material: Polyamide PA6

Screw type: chipboard or wood screw, metric screw

4-way expansion.

Conical collar with the possibility of hiding in the hole.

Anti-rotation wings.

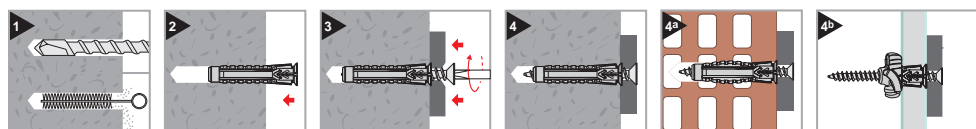

Different anchoring methods depending on the type of substrate:

expansion, wedging, knotting.

For all types of building substrates.

For metric screws and bolts

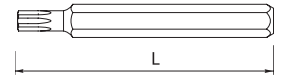
Code	Plug		Chipboard screw	Hex head wood screw	Hex head metric screw	Per bag / Outerbox [pkg.]
	Ø	L	d	d	d	
	[mm]	[mm]	[mm]	[mm]	[mm]	
P600700060500PL	6	50	4 4,5 5	4 5	M4	200/8/1600
P600700080600PL	8	60	4,5 5 6	5 6	M5	100/8/800
P600700100700PL	10	70	6 8	6 7 8	M6	50/8/400



Screwdrivers bits are made of high quality chrome vanadium steel, surface hardened, protected from corrosion.

Intended for use in screwdrivers. Used for correct screwing fasteners into the base material.

Index	Bit		Packaging Single/ Qty/Collective [pcs]
	L [mm]	Type	
B006224	25	TX20	1/1/1
B006227	25	TX25	1/1/1
B006221	25	TX30	1/1/1
B006222	25	TX40	1/1/1





FIXINGS FOR WOODEN MATERIALS

CONSTRUCTION FIXINGS - NAILS

- **CONSTRUCTION NAILS**
- **CLOUT NAILS**
- **ROOFING NAILS**
- **HARDENED NAILS**



NAILS




ETANCO

- european manufacturer of fasteners & systems for the envelope of the buildings
- the ETANCO products can be easily identified through their characteristic marking
- strict production control carried out by the in-house laboratory guarantees high quality products
- each production batch is assigned a unique number, which allows its precise identification



THE HIGHEST QUALITY MATERIAL

- ETANCO mark stands both for the highest quality of the raw material and the extraordinary workmanship of fastener production
- stringent quality control procedures in accordance with ISO procedures
- guarantee of unchanged parameters of connection for at least 35 years



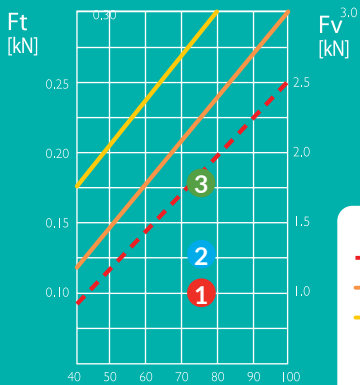
ZINC COAT DURA.HDG 50 µm

- superior corrosion protection
- cost-effective solution compared to the more expensive stainless steel nails
- modern technology and strict production control ensures stable quality of coating
- increased value of the pull force



SQUARE SHANK PROFILE

- unique shape based on experience of construction in the Nordic countries
- increases resistance of the nail to bending
- improves the basic technical parameters (shear and pull strength)
- ensures 25-30% more number of nails per one kilogram



INCREASED PULL FORCE (FT)

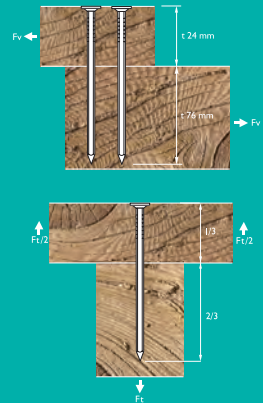
pull force is directly proportional to the anchorage depth (L) and to the square of the nail diameter (Ø)

$$F_t = \varnothing (L - 1,5 \varnothing) \varphi_{tk} [N]$$

Nail type	φ_{tk}
--- round	0.8
— square (Swedish type)	1.0
— ring shank CO	2.0
— ring-shank CE	3.0
— ETANCO ANCHOR	8.0


INCREASED SHEAR FORCE (FV)

- 1 traditional round nail 100-3,4 Fv=1,00 kN
- 2 profiled nail Swedish type 100-3,4 Fv=1,20 kN
- 3 ring-shank nail 100-3,4 Fv=1,75 kN



QUALITY CERTIFIED FOR YEARS...

One of the most important tests to determine the corrosion resistance of construction fasteners is the so called Kesternich test which takes place in a humidity Kesternich chamber. The test is carried out in accordance with the DIN 50018-2, OS standard. The fasteners are subjected to the action of high temperature and aggressive sulphur dioxide vapours in order to accelerate the corrosion processes. After each cycle of 24 hours, fasteners are assessed for the presence of red rust. If the corrosion is less than 15% of the fastener surface, the cycle is considered as successfully closed.



Nail samples after 24 hours (1 cycle) in the Kesternich chamber

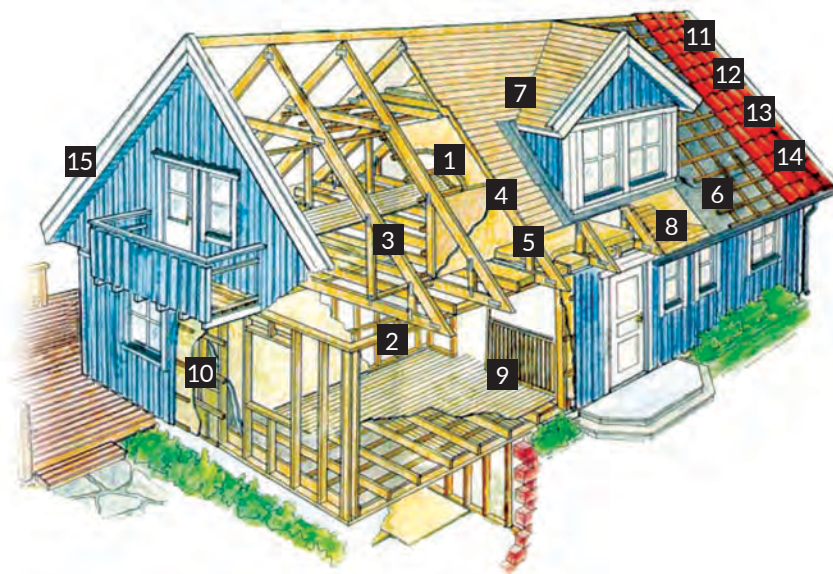


Nail samples after 96 hours (4 cycles) in the Kesternich chamber



Nail samples after 168 hours (7 cycles) in the Kesternich chamber

NAIL SELECTION



	FASTENED MATERIAL	FASTENER TYPE	SIZE EXAMPLE	RECOMMENDED QUANTITY
1	RAFTERS	Profiled nails, Construction screws	6,0x200	according to design
2	STRUCTURAL BEAMS	Profiled nails, Construction screws	3,1x90	15-20/m ²
3	CEILING BOARDS	Profiled nails	2,8x75	15-20/m ²
4	CEILING CHIPBOARDS	Profiled nails	2,9x65	18/m ²
5	CHIPBOARD SOFFIT	Clout nails	3,1x35	20/m ²
6	BATTENS/COUNTERBATTENS	Profiled nails	3,1x90	6-11/m ²
7	FULL FORMWORK, OSB	Profiled nails	2,8x75	16-19/m ²
8	ROOFING MEMBRANE	Clout nails	3,1x19	30/m ²
9	FLOOR BOARDS	Profiled nails	2,3x60	20/m ²
10	FACADE BOARDS	Profiled nails	2,9x65, 2,9x75	15-20/m ²
11	ROOF PROFILED METAL SHEETS	Farmer screws	4,8x35, 4,8x20	6-8/m ²
12	ROOF BITUMEN	Twisted nails for roof-felt shingles, Clout nails	3,5x25	1kg/7-10m ²
13	ROOF BITUMEN PANELS	Ondufix	3,1x70	13/m ²
14	ROOF PROFILED METAL SHEETS WITH CERAMIC FINISH	Panel nails	2,8x50	11-15/m ²
15	ROOF FLASHINGS	Flashing nails	3,5x30	according to design

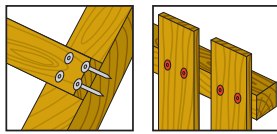
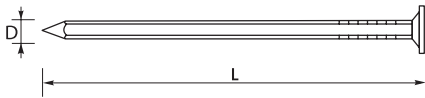
CONSTRUCTION NAILS SWEDISH TYPE

Low-carbon steel nails with specially profiled square shank, hot-dip galvanized



Intended for fixing various wooden parts to timber structures outside buildings. Large size is designed for fixing the heavy duty components of wooden structures, for example battens.

Index	Fastener		Packaging Single/ Qty/Collective [pcs]
	Diameter	Length	
	D	L	
	[mm]	[mm]	
Z400608	5,1	150	200/1/200
Z341115	5,5	175	150/1/150
Z341157	6,0	200	100/1/100
Z341571	7,0	250	100/1/100
Z341678	8,0	300	100/1/100



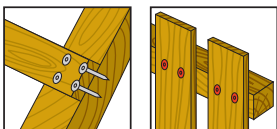
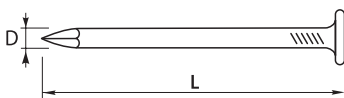
CONSTRUCTION NAILS ROUND NO COATED

Round, low-carbon steel nails



Intended for fixing various wooden parts to timber structures and to each other.

Index	Fastener		Packaging Single/ Qty/Collective [pcs]
	Diameter	Length	
	D	L	
	[mm]	[mm]	
P405603PL	2,5	60	5/1/5
P402803PL	3,0	80	5/1/5
P4061003PL	4,0	100	5/1/5
P4071253PL	4,2	125	5/1/5



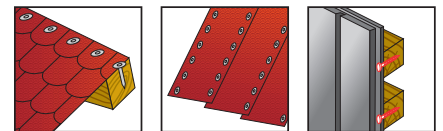
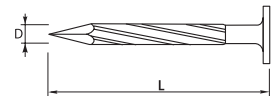
Steel twisted nails with increased pull-out resistance and wide flat head.

TWISTED NAILS

FOR SHINGLES
HOT-DIP GALVANIZED

Intended for permanent fixing of roof bitumen shingles and plastic façades to timber structure.

Index	Fastener		Packaging Single/ Qty/Collective [pcs]
	Diameter	Length	
	D	L	
	[mm]	[mm]	
P30250PL	3,5	25	1/8/8
P30300PL	3,5	30	1/8/8
P30253PL	3,5	25	5/1/5
P30303PL	3,5	30	5/1/5



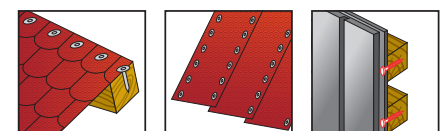
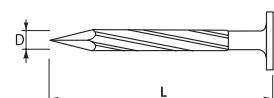
Steel twisted nails with increased pull-out resistance and wide flat head.

TWISTED NAILS

FOR SHINGLES GALVANIZED

Intended for cost-effective fixing of roof bitumen shingles and plastic façades to timber structure.

Index	Fastener		Packaging Single/ Qty/Collective [pcs]
	Diameter	Length	
	D	L	
	[mm]	[mm]	
P035250PL	3,5	25	1/8/8
P035300PL	3,5	30	1/8/8
P035253PL	3,5	25	5/1/5
P035303PL	3,5	30	5/1/5



CLOUT NAILS

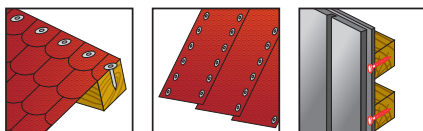
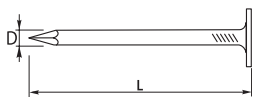
FOR SHINGLES
HOT-DIP GALVANIZED

Round, plain, steel nails with a wide, flat head.

Intended for permanent fixing of roof bitumen shingles and plastic façades to timber structure.



Index	Fastener		Packaging Single/ Qty/Collective [pcs]
	Diameter	Length	
	D	L	
	[mm]	[mm]	
P300250PL	2,5	25	1/8/8
P300350PL	2,5	35	1/8/8
P300400PL	2,5	40	1/8/8
P300310PL	3,0	30	1/8/8
P300253PL	2,5	25	5/1/5
P300353PL	2,5	35	5/1/5
P300313PL	3,0	30	5/1/5

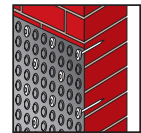
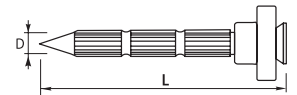


Nails of hardened carbon steel, with rolled pin and conical head, with pre-assembled plastic washer. Nails galvanized.

HARDENED ROLLED NAILS WITH PLASTIC WASHER

Intended for fixing a foil insulation to foundations of buildings. The cylindrical pin provides better and long-lasting fixing.

Index	Fastener		Packaging Single/ Qty/Collective [pcs]
	Diameter	Length	
	D	L	
	[mm]	[mm]	
P82041FG10PL	3,5	40	100/8/800
P82041FG0PL	3,5	40	250/8/2000



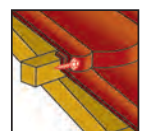
Hot dip galvanized, ring-shank nails with a flat head, lacquered in the colour of roof cover.

ROOF PANELS NAILS

Intended for effective fixing of roof steel panels with ceramic finish. Available in RAL and NCS colors.

Index	Fastener		Packaging Single/ Qty/Collective [pcs]
	Diameter	Length	
	D	L	
	[mm]	[mm]	
P708500PL	2,8	50	500/6/3000

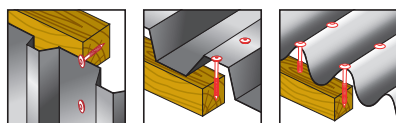
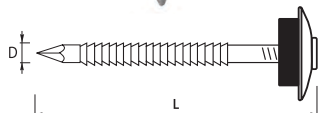
Index	Fastener		Packaging Single/ Qty/Collective [pcs]
	Diameter	Length	
	D	L	
	[mm]	[mm]	
P708503PL	2,8	50	5/1/5



ROOFING NAILS

HOT-DIP GALVANIZED
WITH EPDM WASHER

Steel ring-shank nails with a wide head and EPDM washer,
with an EPDM sealing washer.



Intended for tight installing of profiled roof steel sheets and profiled panels to timber structures on roofs. It is recommended to use a hardened rubber hammer for hammering.

Index	Fastener		Packaging Single/ Qty/Collective [pcs]
	Diameter	Length	
	D	L	
	[mm]	[mm]	
P710600PL	3,7	60	100/6/600
P710750PL	3,7	75	100/4/400
P710990PL	3,7	100	100/4/400

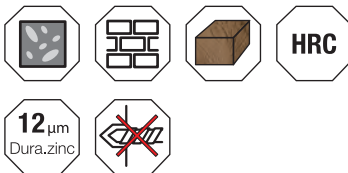
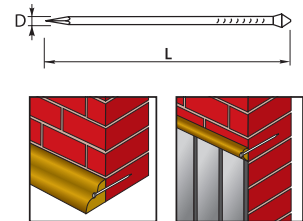


Hardened carbon steel nails, with a round shank and reduced conical head.
Nails galvanized.

HARDENED NAILS GALVANIZED

Intended to fix various light finishing elements (e.g. wooden slats)
to concrete, solid brick and hardwood.

Index	Fastener		Packaging Single/ Qty/Collective [pcs]
	Diameter	Length	
	D [mm]	L [mm]	
P438396	1,4	25	1000/8/8000
P438443	1,4	30	1000/8/8000
P438485	1,4	35	1000/8/8000
P438593	1,4	40	1000/8/8000
P438516	1,4	45	1000/8/8000
P438590	1,4	50	1000/8/8000

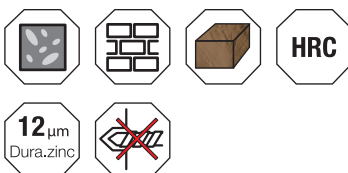
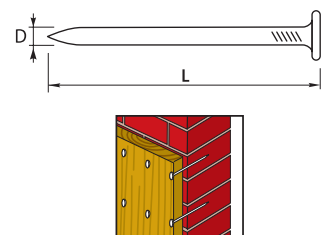


Hardened carbon steel nails, with flat head, galvanized.

HARDENED NAILS CONSTRUCTION

Intended for fixing heavy duty construction elements (e.g. timber structures)
to concrete, solid brick and hardwood.

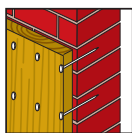
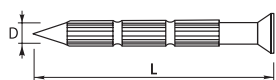
Index	Fastener		Packaging Single/ Qty/Collective [pcs]
	D	L	
	[mm]	[mm]	
P800300PL	3,0	30	100/8/800
P800350PL	3,0	35	100/8/800
P800400PL	3,0	40	100/8/800
P800500PL	3,0	50	100/8/800
P800600PL	3,0	60	100/8/800
P800700PL	3,0	70	100/8/800
P800800PL	3,0	80	100/8/800
P800850PL	3,5	85	100/6/600
P801000PL	3,5	100	100/6/600
P801250PL	4,0	125	100/6/600



HARDENED NAILS ROLLED

Hardened carbon steel nails, with a ribbed shank and conical head.
Nails galvanized.

Intended for fixing heavy duty construction elements (e.g. timber structures) to concrete, solid brick and hardwood. Ribbed shank provides better and more durable fixing.



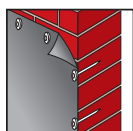
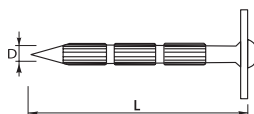
Index	Fastener		Packaging Single/ Qty/Collective [pcs]
	D [mm]	L [mm]	
P820250PL	2,7	25	250/8/2000
P820300PL	2,7	30	250/8/2000
P820350PL	3,5	35	250/8/2000
P820400PL	2,7	40	250/8/2000
P820410PL	3,5	40	250/8/2000
P820500PL	3,5	50	250/8/2000
P820510PL	4,5	50	250/6/1500
P820600PL	3,5	60	250/8/2000
P820610PL	4,5	60	250/6/1500
P820700PL	4,5	70	250/4/1000



HARDENED ROLLED NAILS WITH WASHER HEAD

Hardened carbon steel nails, with a ribbed shank and very wide washer head.
Nails galvanized

Intended for fixing soft materials (e.g. insulation), and building elements to concrete, solid brick and hardwood. Ribbed shank provides better and more durable fixing.



Index	Fastener		Packaging Single/ Qty/Collective [pcs]
	D [mm]	L [mm]	
P840200PL	3,5	20	250/8/2000
P840250PL	3,5	25	250/8/2000
P840300PL	3,5	30	250/8/2000
P840350PL	3,5	35	250/8/2000
P840400PL	3,5	40	250/6/1500
P840500PL	3,5	50	250/6/1500
P840650PL	3,5	65	250/4/1000
P840700PL	3,5	70	250/4/1000



INSTITUTES AND RESEARCH ORGANIZATIONS



European Organization for Technical Assessment



Building Research Institute



Technical and Test Institute for Construction



I.F.I. Institute of Industrial Aerodynamics



German Institute of Building Technology



DNV GL Management System Certification



National Institute of Public Health - National Institute of Hygiene



Technical and Test Institute for Construction Prague



Research and development for the construction industry

RAL COLOURS SAMPLER



RAL 1000
CMYK 10 10 50 10



RAL 1001
CMYK 0 20 50 20



RAL 1002
CMYK 0 20 60 10



RAL 1003
CMYK 5 20 90 0



RAL 1004
CMYK 5 30 100 0



RAL 1005
CMYK 10 30 100 0



RAL 1006
CMYK 5 30 90 0



RAL 1007
CMYK 0 40 100 0



RAL 1011
CMYK 30 40 70 0



RAL 1012
CMYK 10 10 90 0



RAL 1013
CMYK 0 5 20 10



RAL 1014
CMYK 0 10 40 10



RAL 1015
CMYK 0 5 30 10



RAL 1016
CMYK 10 0 90 0



RAL 1017
CMYK 0 30 70 0



RAL 1018
CMYK 0 0 80 0



RAL 1019
CMYK 5 20 40 40



RAL 1020
CMYK 1 5 30 40



RAL 1021
CMYK 0 10 100 0



RAL 1023
CMYK 0 10 90 0



RAL 1024
CMYK 30 40 70 10



RAL 1026
CMYK 0 0 100 0



RAL 1027
CMYK 10 20 90 40



RAL 1028
CMYK 0 30 100 0



RAL 1032
CMYK 0 30 90 10



RAL 1033
CMYK 0 30 90 0



RAL 1034
CMYK 0 30 80 0



RAL 1037
CMYK 0 40 100 0



RAL 2000
CMYK 0 50 100 0



RAL 2001
CMYK 0 80 100 20



RAL 2002
CMYK 0 90 100 0



RAL 2003
CMYK 0 52 100 0



RAL 2004
CMYK 0 70 100 0



RAL 2005
CMYK 0 75 75 5



RAL 2007
CMYK 0 50 100 0



RAL 2008
CMYK 0 60 100 0



RAL 2009
CMYK 5 70 100 0



RAL 2010
CMYK 0 70 100 10



RAL 2011
CMYK 0 55 100 0



RAL 2012
CMYK 0 60 70 0

Minimum painted quantity: 6000 pieces (or to be agreed with the Customer Service). Fasteners can be painted in colors of the NCS and RR systems.



RAL 3000
CMYK 0 100 100 20



RAL 3001
CMYK 20 100 90 10



RAL 3002
CMYK 10 100 90 20



RAL 3003
CMYK 0 100 100 40



RAL 3004
CMYK 20 100 100 60



RAL 3005
CMYK 20 100 80 40



RAL 3007
CMYK 60 100 70 80



RAL 3009
CMYK 5 90 100 80



RAL 3011
CMYK 20 100 100 40



RAL 3012
CMYK 5 50 50 10



RAL 3013
CMYK 20 90 100 20



RAL 3014
CMYK 0 70 30 10



RAL 3015
CMYK 0 50 20 10



RAL 3016
CMYK 0 90 90 20



RAL 3017
CMYK 0 80 50 10



RAL 3018
CMYK 5 90 70 5



RAL 3020
CMYK 0 100 100 10



RAL 3022
CMYK 0 60 70 0



RAL 3024
CMYK 0 80 90 0



RAL 3026
CMYK 0 80 100 0



RAL 3027
CMYK 0 100 70 20



RAL 3031
CMYK 20 100 90 20



RAL 4001
CMYK 60 70 5 10



RAL 4002
CMYK 40 100 90 5



RAL 4003
CMYK 10 70 10 0



RAL 4004
CMYK 60 100 50 20



RAL 4005
CMYK 60 100 5 10



RAL 4006
CMYK 50 100 0 10



RAL 4007
CMYK 70 100 20 60



RAL 4008
CMYK 60 90 0 10



RAL 4009
CMYK 40 40 30 0



RAL 4010
CMYK 10 90 30 0



RAL 5000
CMYK 100 40 5 40



RAL 5001
CMYK 90 20 0 80



RAL 5002
CMYK 100 70 0 40



RAL 5003
CMYK 100 50 0 80



RAL 5004
CMYK 100 100 70 40



RAL 5005
CMYK 100 40 0 40



RAL 5007
CMYK 80 20 0 40



RAL 5008
CMYK 60 0 0 90

RAL COLOURS SAMPLER



RAL 5009
CMYK 90 30 10 40



RAL 5010
CMYK 100 40 5 40



RAL 5011
CMYK 100 60 10 80



RAL 5012
CMYK 90 30 10 10



RAL 5013
CMYK 100 60 0 60



RAL 5014
CMYK 50 20 0 40



RAL 5015
CMYK 100 30 0 10



RAL 5017
CMYK 100 20 5 40



RAL 5018
CMYK 90 10 40 10



RAL 5019
CMYK 100 50 20 10



RAL 5020
CMYK 100 0 40 80



RAL 5021
CMYK 100 20 50 10



RAL 5022
CMYK 100 100 40 40



RAL 5023
CMYK 80 40 10 20



RAL 5024
CMYK 70 20 10 20



RAL 6000
CMYK 80 20 60 20



RAL 6001
CMYK 90 30 90 10



RAL 6002
CMYK 90 40 90 10



RAL 6003
CMYK 80 50 80 20



RAL 6004
CMYK 100 50 60 40



RAL 6005
CMYK 100 60 90 20



RAL 6006
CMYK 90 80 90 20



RAL 6007
CMYK 80 50 80 60



RAL 6008
CMYK 70 50 70 80



RAL 6009
CMYK 90 50 90 60



RAL 6010
CMYK 70 10 80 40



RAL 6011
CMYK 70 30 70 5



RAL 6012
CMYK 100 80 100 20



RAL 6013
CMYK 40 20 60 40



RAL 6014
CMYK 80 50 90 60



RAL 6015
CMYK 80 60 70 40



RAL 6016
CMYK 100 30 80 0



RAL 6017
CMYK 80 20 100 10



RAL 6018
CMYK 70 0 90 0



RAL 6019
CMYK 35 0 40 0



RAL 6020
CMYK 90 60 80 20



RAL 6021
CMYK 50 10 50 10



RAL 6022
CMYK 90 80 100 20



RAL 6024
CMYK 90 10 80 10



RAL 6025
CMYK 80 30 90 10



RAL 6026
CMYK 100 30 70 40



RAL 6027
CMYK 60 0 30 0



RAL 6028
CMYK 100 60 100 0



RAL 6029
CMYK 100 20 100 5



RAL 6032
CMYK 90 10 80 0



RAL 6033
CMYK 80 20 50 0



RAL 6034
CMYK 60 10 40 0



RAL 7000
CMYK 50 10 5 40



RAL 7001
CMYK 10 0 0 40



RAL 7002
CMYK 30 30 50 40



RAL 7003
CMYK 30 20 40 40



RAL 7004
CMYK 0 0 0 45



RAL 7005
CMYK 30 10 20 60



RAL 7006
CMYK 0 10 30 60



RAL 7008
CMYK 30 40 70 40



RAL 7009
CMYK 20 50 40 80



RAL 7010
CMYK 20 5 30 80



RAL 7011
CMYK 40 10 20 80



RAL 7012
CMYK 20 0 10 80



RAL 7013
CMYK 10 10 40 80



RAL 7015
CMYK 40 10 10 80



RAL 7016
CMYK 60 30 30 80



RAL 7021
CMYK 50 10 5 95



RAL 7022
CMYK 30 20 40 80



RAL 7023
CMYK 40 20 40 40



RAL 7024
CMYK 80 60 50 40



RAL 7026
CMYK 60 20 30 80



RAL 7030
CMYK 20 10 20 40



RAL 7031
CMYK 60 30 30 40



RAL 7032
CMYK 0 0 20 40



RAL 7033
CMYK 30 10 30 40



RAL 7034
CMYK 5 5 40 40



RAL 7035
CMYK 5 0 5 20



RAL 7036
CMYK 10 10 10 40



RAL 7037
CMYK 30 20 20 40



RAL 7038
CMYK 30 10 20 20



RAL 7039
CMYK 50 40 50 40



RAL 7040
CMYK 20 5 10 40



RAL 7042
CMYK 30 10 20 40



RAL 7043
CMYK 30 10 20 80

RAL COLOURS SAMPLER



RAL 7044
CMYK 0 0 15 30



RAL 7045
CMYK 20 10 10 40



RAL 7046
CMYK 30 10 10 40



RAL 7047
CMYK 0 0 5 20



RAL 8000
CMYK 50 50 80 10



RAL 8001
CMYK 40 60 90 10



RAL 8002
CMYK 60 80 80 10



RAL 8003
CMYK 50 70 80 10



RAL 8004
CMYK 40 80 80 10



RAL 8007
CMYK 60 70 80 20



RAL 8008
CMYK 50 60 70 20



RAL 8011
CMYK 10 60 100 80



RAL 8012
CMYK 5 100 100 80



RAL 8014
CMYK 30 60 100 80



RAL 8015
CMYK 0 90 100 80



RAL 8016
CMYK 40 80 80 80



RAL 8017
CMYK 60 80 80 80



RAL 8019
CMYK 90 90 80 80



RAL 8022
CMYK 100 100 80 95



RAL 8023
CMYK 20 70 100 20




RAL 8024
CMYK 30 60 70 40



RAL 8025
CMYK 40 50 60 40



RAL 8028
CMYK 20 50 70 80



RAL 9001
CMYK 0 0 10 5



RAL 9002
CMYK 5 0 10 10



RAL 9003
CMYK 0 0 0 0



RAL 9004
CMYK 100 90 100 80



RAL 9005
CMYK 100 100 100 95



RAL 9006
CMYK 0 0 0 40




RAL 9007
CMYK 0 0 0 60



RAL 9010
CMYK 0 0 5 0



RAL 9011
CMYK 100 100 100 80



RAL 9016
CMYK 3 0 0 0



RAL 9017
CMYK 100 90 100 95



RAL 9018
CMYK 10 0 10 20

INDEX BY NAME

index	name	page
ADAPTER FOR BITS	Adapter for screddriver bits	114
ADAPTER FOR DRILL BITS	Adapter for concrete cone drill bits	114
CLEANING BRUSH	Brush for mechanical cleaning of anchor holes	149
CLEANING PUMP	Blow-out pump	149
CLOUT NAILS	Round, plain, steel nails with a wide, flat head	172
CLR	Galvanized screw anchor for structural fixings	154
CLR INOX A4	Screw anchor for structural fixings made of stainless stel A4	155
CLR6 H/P/I	Galvanized screw anchor for medium light fixings	156
COLOR HEAD CAPS	Masking caps for plugging on the heads of the screws	81
CONCRETE DRILL BITS	Concrete drill bits	86
CONCRETE DRILL BITS	Concrete drill bits	113
CONCRETE DRILL BITS	Concrete drill bits	113
CONSTRUCTION NAILS	Low-carbon steel nails with specially profiled square shank	170
CONSTRUCTION NAILS	Round, low-carbon steel nails	170
DISPENSERS	Dispensers for chemical anchors	150
DRILLNOX	Bimetal stainless screws with washer for sandwich panel fixing	79
DVP	Recessed, round flat roof washer	110
DVP	Recessed, round flat roof washer	110
DVP	Round flat roof washer	111
DVP	Oval flat roof washer	111
FM 753 evo	The anchor made of galvanized carbon steel	151
FM-753 CRACK	The anchor with a seismic certificate made of galvanized carbon steel.	152
FM-753 CRACK INOX A4	The anchor with a seismic certificate made of A4 stainless steel	153
FM-X5 C	Frame anchor	158
FM-X5 H	Frame anchor	160
FM-X5 K	Frame anchor	157
FOR ROOFTILE SHEETS	Profiled roof tile sheet gaskets	84
G1	Plastic sleeves	106
G2	Plastic sleeves	106
GM-B	Self-drilling montage screws	44
GMR-B	Self-drilling montage screws	44
GM-S	Universal drilling montage screws	42
GMZ-S	Universal stainless drilling montage screws	43
GSPW/GSPW A2	System washer for sandwich panels	80
GT 12	Screws without washer for fixing steel sheets	62
GT 12 FH	Screws with flange head for fixing steel sheets	62
GT 12 SP Z19	Screw with washer for sandwich panel fixing	73
GT 12 Z14/Z16	Screw with washer for fixing steel sheets	63
GT 3	Screws without washer for fixing steel sheets	48
GT 3 HD	Screws without washer for fixing steel sheets	50
GT 3 HD Z14	Screw with washer for fixing steel sheets	50
GT 3 PH	Screws without washer for fixing steel sheets	49
GT 3 PH Z14	Screw with washer for fixing steel sheets	49
GT 3 Z14	Screw with washer for fixing steel sheets	48
GT 5	Screws without washer for fixing steel sheets	54
GT 5 FH	Screws with flange head for fixing steel sheets	53
GT 5 PH	Screws without washer for fixing steel sheets	56
GT 5 PH Z14	Screw with washer for fixing steel sheets	56
GT 5 Z14/Z16	Screw with washer for fixing steel sheets	55
GT 6	Screws without washer for fixing steel sheets	59
GT 6 SP Z19	Screw with washer for sandwich panel fixing	70
GT 6 Z16	Screw with washer for fixing steel sheets	59
GT 8	Screws without washer for fixing steel sheets	60
GT 8 Z14/Z16	Screw with washer for fixing steel sheets	60

INDEX BY NAME

index	name	page
GT A Z16	Self-tapping screws type A with steel washer	41
GT B Z16	Self-tapping screws type B with steel washer	42
GT F HD Z16	Farmer screws with steel washer	39
GT F2 P	Farmer screws without washer for roofing panels	40
GT F2 Z14	Farmer screws with steel washer	37
GT FS Z14	Farmer screws with steel washer without a drill point	39
GT O2	Screws without washer for overlapping	45
GT O2 Z14	Screws with washer for overlapping	45
GT O3 FH	Self-drilling screws with flange head for overlapping	47
GTX 12 SP S19 S29	Bimetal stainless screws with washer for sandwich panel fixing	75
GTX 6 SP S19 S29	Bimetal stainless screws with washer for sandwich panel fixing	72
GTF O2 P	Farmers screws with an aluminum washer	41
GTF P	Farmer screws panhead with aluminum washer	40
GTHD	Screws for fastening insulation to concrete	109
GTR 12	Screws without washers for fixing sheets	63
GTR 12 A14/A16	Screw with washer for fixing steel sheets	64
GTR 12 SP A19	Screw with washer for sandwich panel fixing	74
GTR 16	Screws without washer for fixing steel sheets	65
GTR 16 A16	Screws with washers for fixing sheets	66
GTR 16 SP A19	Screw with washer for sandwich panel fixing	76
GTR 25	Screws without a washer for fixing sheets	66
GTR 25 A16	Screws with a washer for fixing sheets	67
GTR 25 SP A19	Screw with washer for sandwich panel fixing	77
GTR 3	Screws without washers for fixing sheets	51
GTR 3 A14	Screws with washers for fixing sheets	51
GTR 5	Screws without washers for fixing sheets	57
GTR 5 A14/A16	Screws with washers for fixing sheets	57
GTR 6 SP A19	Screw with washer for sandwich panel fixing	71
GTR 8	Screws without washers for fixing sheets	61
GTR 8 A14/A16	Screws with washers for fixing sheets	61
GTR O2	Screws without a washer for overlapping sheets	46
GTR O2 A14	Screws with a washer for overlapping sheets	46
GTR W	Screws without washers for fixing sheets in a concrete base	69
GTR W A16	Screws with washers for fixing sheets in concrete and wood	70
GTR W FH	Screws with an integrated pressure flange for fixing metal sheets in the ground concrete and wooden	69
GTR W SP A19	Screw with washer for sandwich panel fixing	78
GTS-B	Self-drilling, self-tapping insulating screws	108
GTS-S	Self-tapping insulating screws	107
GTS-STAR	Screws for fixing steel profiles	52
GTX 12	Self-drilling self-tapping screws made of austenitic steel (bimetallic)	65
GTX 12 S14	Bimetallic stainless screws with a washer for fixing sheets	64
GTX 3	Bimetallic stainless steel screws without a washer for fixing sheets	52
GTX 3 AL	Bimetallic stainless steel screws without washers for aluminum structures	67
GTX 3 AL S14	Bimetallic stainless screws with a stainless washer for aluminum constructions	68
GTX 3 S14	Bimetallic stainless screws with a washer for fixing sheets	53
GTX 5	Bimetallic stainless steel screws without a washer for fixing sheets	58
GTX 5 S14	Bimetallic stainless screws with a washer for fixing sheets	58
GTX F2 S14	Bimetallic stainless steel farmer screws with a stainless washer	38
GTX FO2 S14	Stainless bimetallic farmer screws with a stainless washer	38
GTZ 5 AGF S16	Screws with washers for fixing glazing in facade systems	68
GTZ F02	Self-drilling tapping screws made of stainless steel	37
GTZ F2 S14	Stainless steel farmer screws with a stainless washer	47
GUM SEALING FALNGES	Collar with a square base, of various sizes	83

INDEX BY NAME

index	name	page
HARDENED NAILS CONSTRUCTION	Hardened carbon steel nails, with flat head, galvanized	175
HARDENED NAILS GALVANIZED	Hardened carbon steel nails, with a round shank and reduced conical head	175
HARDENED ROLLED NAILS	Hardened carbon steel nails, with a ribbed shank and conical head	176
HARDENED ROLLED NAILS	Nails of hardened carbon steel with pre-assembled plastic washer	173
HARDENED ROLLED NAILS	Hardened carbon steel nails, with a ribbed shank and very wide washer head	176
HEX SOCKETS	Screwdrivers bits	85
KEM EP	Epoxy resin for cracked concrete and rebar	147
KEM H	Hybrid resin for cracked concrete and rebar	147
KEM-P	Polyester resin for concrete and masonry	146
KEM-V	Vinylester resin for non-cracked concrete, masonry and rebar	146
LR	Farmer screws with aluminum washer	36
LR	Farmer screws with aluminum washer	36
METAL MESH SLEEVE	Steel meter mesh sleeve	148
MIXERS	Mixers for the application of chemical anchors	150
OPEN-END RIVETS AL/FE	Open-end aluminum rivets with carbon steel shank	87
OPEN-END RIVETS AL/INOX	Aluminum open-end rivets with stainless steel shank	89
PH2	Screwdriver bits	112
PLASTIC MESH SLEEVE	Nylon mesh sleeve	148
POINCO	Protective cap for the drilling point	81
ROOF PANELS NAILS	Hot dip galvanized, ring-shank nails with a flat head	173
ROOFING NAILS	Low-carbon steel nails, with ring shank and specil conical wide head	174
SADDLE WASHER	Special aluminum washer for sandwich panel fixing	80
SEALED-END RIVETS AL/FE	Sealed-end aluminum rivets with carbon steel shank	88
SEALED-END RIVETS AL/INOX	Aluminum sealed-end rivets with austenitic steel shank	89
SEALING TAPE PES	Self-adhesive PE foam tape	84
SPRAY PRIMERS	Acrylic paints in a container of 400 ml spray	82
STICK PRIMERS	Acrylic paints in a container of 20 ml with brush	82
TORX	Screwdriver bits	112
TORX	Screwdriver bits	165
TWISTED NAILS	Steel twisted nails with increased pull-out resistance and wide flat head	171
TWISTED NAILS	Steel twisted nails with increased pull-out resistance and wide flat head	171
ULTRA	Expansion sleeves	81
UNIVERSAL GASKETS	Self-adhesive wedge gasket	83
U-ZK	Expansion plug for concrete	109
X1 EVO	4 segments universal nylon plug X1 evo	163
X1 EVO L	4 segments universal nylon long plug X1 evo	164
X3 C	High performance frame anchor	159
X3 H	High performance frame anchor	162
X3 H A4	High performance frame anchor	161



Simpson Strong Tie ETANCO Sp. z o.o. reserves the right to make changes in the types and specifications as presented in the catalogue in order to offer customers the best possible products and services. All information contained in the catalogue does not constitute an offer within the meaning of art. 66 of the Polish Civil Code. The content of the catalogue does not confer any guarantee on the customer, neither does entitle the customer to bring any claims against Simpson Strong Tie ETANCO. To obtain a sales offer, the properties of purchased equipment must be agreed individually with Simpson Strong Tie ETANCO or its agent. Technical specifications in this catalogue are informative only.

COPYRIGHT

All content included in ETANCO Catalogue, such as text, graphics, logos, images is the property of ETANCO Group, its Affiliates, or their content suppliers and is protected by international copyright laws. The compilation of all content on ETANCO Sites is the exclusive property of ETANCO Group (or the Affiliate identified in any copyright notice on the site) and is protected by international copyright laws.

USE

Viewing a ETANCO website creates a copy of ETANCO materials in your computer's random access memory and/or in your hard drive and/or in your proxy server. You are hereby permitted to view this site and to print pages for your own personal, noncommercial use, provided that you do not modify, copy, distribute, transmit, display, perform, reproduce, publish, license, create derivative works from, transfer or sell any information, material, software, printouts or services from the ETANCO website. The materials published in printed version of catalogue and ETANCO websites may not be copied, distributed, republished, uploaded, posted or transmitted in any way without the prior written consent of ETANCO Group or its appropriate Affiliate.

TRADEMARKS

The trademarks, service marks and logos (the 'Trademarks') used in printed version of catalogue and displayed on ETANCO Websites are registered and unregistered Trademarks of ETANCO Group, its Affiliates and others. Nothing in printed version of catalogue and on any ETANCO Website should be construed as granting, by implication, estoppel or otherwise, any license or right to use any Trademark displayed on the site without the prior written consent of the Trademark owner. ETANCO, LR ETANCO along with a stylized signet ring, are some of the registered and unregistered trademarks owned ATELIERS L.R. ETANCO and/or its Affiliates ("ETANCO Trademarks"). ETANCO Trademarks may not be used in connection with any product or service that is not manufactured by or under license from ATELIERS L.R. ETANCO or its appropriate Affiliate.

COVER & DIVIDERS

Pictures on the cover and chapter dividers: [adobe.stock.com](https://www.adobe.com/stock.com) and [shutterstock.com](https://www.shutterstock.com)

CUSTOMER SERVICE

ul. Olsztyńska 30
11-130 Orneta

Tel.: +48 55 24 22 926
+48 55 24 22 936
Faks: +48 55 24 22 956

info@etanco.pl
www.etanco.pl

PRODUCT DEVELOPMENT AND MARKETING

ul. Karczunkowska 42
02-871 Warszawa

Tel.: +48 55 24 22 926
+48 55 24 22 936
Faks: +48 55 24 22 956

info@etanco.pl
www.etanco.pl

